



**ONONDAGA COUNTY WATER  
AUTHORITY**

**2018**

**ANNUAL INVESTMENT REPORT**

# ONONDAGA COUNTY WATER AUTHORITY

## INVESTMENT POLICY AND GUIDELINES

### I. Governing Authority

#### *Legality*

The investment program shall be operated in conformance with federal, state, and other legal requirements, including Article V and Article VI of the Revenue Bond Resolution, adopted March 14, 2001. Investment of any tax exempt borrowing proceeds and any related debt service funds will comply with the “arbitrage” restrictions in all applicable Internal Revenue Codes

### II. Scope

These guidelines shall govern the investment, monitoring and reporting of funds of the Onondaga County Water Authority (the Authority). For purposes of these guidelines, funds of the Authority are all monies and other financial resources available for investment by the Authority on its own behalf or on behalf of any other entity or individual. All such monies shall be invested at all times to the fullest extent practicable, and in accordance with the requirements and restrictions set forth in these guidelines.

### III. General Objectives

The primary objectives, in priority order, of investment activities shall be safety, liquidity, and yield:

#### 1. *Safety*

Safety of principal is the foremost objective of the investment program. Investments shall be undertaken in a manner that seeks to ensure the preservation of capital in the overall portfolio. The objective will be to mitigate credit risk and interest rate risk.

#### a. Credit Risk

The Authority will minimize credit risk, which is the risk of loss due to the failure of the security issuer or backer, by:

- Limiting investments to the types of securities listed in Section VII of this Investment Policy
- Pre-qualifying the financial institutions, broker/dealers, intermediaries, and advisers with which the Authority will do business in accordance with Section V
- Diversifying the investment portfolio so that the impact of potential losses from any one type of security or from any one individual issuer will be minimized.

#### b. Interest Rate Risk

The Authority will minimize interest rate risk, which is the risk that the market value of securities in the portfolio will fall due to changes in market interest rates, by:

- Structuring the investment portfolio so that securities mature to meet cash requirements for ongoing operations, thereby avoiding the need to sell securities on the open market prior to maturity
- Investing operating funds primarily in shorter-term securities, money market mutual funds, or similar investment pools and limiting the average maturity of the portfolio in accordance with this policy (see section VIII).

### *2. Liquidity*

The investment portfolio shall remain sufficiently liquid to meet all operating requirements that may be reasonably anticipated. This is accomplished by structuring the portfolio so that securities mature concurrent with cash needs to meet anticipated demands (static liquidity). Furthermore, since all possible cash demands cannot be anticipated, the portfolio should consist largely of securities with active secondary or resale markets (dynamic liquidity). Alternatively, a portion of the portfolio may be placed in money market mutual funds or local government investment pools which offer same-day liquidity for short-term funds.

### *3. Yield*

The investment portfolio shall be designed with the objective of attaining a market rate of return throughout budgetary and economic cycles, taking into account the investment risk constraints and liquidity needs. Return on investment is of secondary importance compared to the safety and liquidity objectives described above. The core of investments are limited to relatively low risk securities in anticipation of earning a fair return relative to the risk being assumed. Securities shall generally be held until maturity with the following exceptions:

- A security with declining credit may be sold early to minimize loss of principal.
- A security swap would improve the quality, yield, or target duration in the portfolio.
- Liquidity needs of the portfolio require that the security be sold.

## **IV. Standards of Care**

### *1. Prudence*

The standard of prudence to be used by investment officials shall be the "prudent person" standard and shall be applied in the context of managing an overall portfolio. Investment officers acting in accordance with written procedures and this investment policy and exercising due diligence shall be relieved of personal responsibility for an individual security's credit risk or market price changes, provided deviations from expectations are reported in a timely fashion and the liquidity and the sale of securities are carried out in accordance with the terms of this policy.

The "prudent person" standard states that, "Investments shall be made with judgment and care, under circumstances then prevailing, which persons of prudence, discretion and intelligence exercise in the management of their own affairs, not for speculation, but for investment, considering the probable safety of their capital as well as the probable income to be derived."

### *2. Ethics and Conflicts of Interest*

Officers and employees involved in the investment process shall refrain from personal business activity that could conflict with the proper execution and management of the investment program, or that could impair their ability to make impartial decisions. Employees and investment officials shall disclose any material interests in financial institutions with which they conduct business. They shall further disclose any personal financial/investment positions that could be related to the performance of the investment portfolio. Employees and officers shall refrain from undertaking personal investment transactions with the same individual with whom business is conducted on behalf of the Authority.

### *3. Delegation of Authority*

Authority to manage internally or delegate the management of the investment program to an external manager is granted to the Manager of Accounting, hereinafter referred to as investment officer. Responsibility for the operation of the investment program is hereby delegated to the investment officer, who shall act in accordance with established written procedures and internal controls for the operation of the investment program consistent with this investment policy. If authority to manage all or part of the investment program is delegated to an external manager, the investment officer is responsible for:

- Periodic investment portfolio reporting;
- Evaluating the performance of the externally managed portfolio;
- Monitoring manager compliance with the investment policy;
- Conveying the investment needs of the Authority to the external manager;
- Developing investment strategy with the external manager.

## **V. Authorized Financial Institutions, Depositories, and Broker/Dealers**

### *1. Authorized Financial Institutions, Depositories, and Broker/Dealers*

A list will be maintained of financial institutions and depositories authorized to provide investment services. In addition, a list will be maintained of approved security broker/dealers selected by creditworthiness (e.g., a minimum capital requirement of \$10,000,000 and at least five years of operation). These may include "primary" dealers or regional dealers that qualify under Securities and Exchange Commission (SEC) Rule 15C3-1 (uniform net capital rule).

All financial institutions and broker/dealers who desire to become qualified for investment transactions must supply the following as appropriate:

- Audited financial statements demonstrating compliance with state and federal capital adequacy guidelines
- Proof of National Association of Securities Dealers (NASD) certification (not applicable to Certificate of Deposit counterparties)
- Proof of state registration
- Completed broker/dealer questionnaire (not applicable to Certificate of Deposit counterparties)
- Certification of having read and understood and agreeing to comply with the Authority's investment policy.
- Evidence of adequate insurance coverage.

An annual review of the financial condition and registration of all qualified financial institutions and broker/dealers will be conducted by the investment officer

## **VI. Safekeeping and Custody**

### *1. Delivery vs. Payment*

All trades of marketable securities will be executed by delivery vs. payment (DVP) to ensure that securities are deposited in an eligible financial institution prior to the release of funds.

### *2. Safekeeping*

Securities will be held by a [centralized] independent third-party custodian selected by the entity as evidenced by safekeeping receipts in the Authority's name. The safekeeping institution shall annually provide a copy of their most recent report on internal controls (Statement of Auditing Standards No. 70, or SAS 70).

### *3. Internal Controls*

The investment officer shall establish a system of internal controls, which shall be documented in writing. The internal controls shall be reviewed by the investment committee, where present, and with the independent auditor. The controls shall be designed to prevent the loss of public funds arising from fraud, employee error, misrepresentation by third parties, unanticipated changes in financial markets, or imprudent actions by employees and officers of the Authority.

## VII. Suitable and Authorized Investments

### 1. *Investment Types*

- (i) Defeasance Obligations;
- (ii) Direct obligations of, or obligations guaranteed as to timely payment of principal and interest by Federal Home Loan Mortgage Corporation, Fannie Mae or the Federal Farm Credit System;
- (iii) Demand and time deposits in or certificates of deposit of, or bankers' acceptances issued by, any bank or trust company, savings and loan association or savings bank, payable on demand or on a specified date no more than three months after the date of issuance thereof, if such deposits or instruments are rated F1 by Fitch (if rated by Fitch), A-1+ by S&P and P-1 by Moody's;
- (iv) General obligations of, or obligations guaranteed by any state of the United States or the District of Columbia receiving one of the two highest long-term unsecured debt rating categories available for such securities by Fitch (if rated by Fitch), Moody's and S&P;
- (v) Commercial or finance company paper (including both non-interest-bearing discount obligations and interest-bearing obligations payable on demand or on a specified date not more than three months after the date of issuance thereof) that is rated F1 by Fitch (if rated by Fitch), A-1+ by S&P and P-1 by Moody's;
- (vi) Repurchase obligations with respect to any security described in clause (i) or (ii) above entered into with a primary dealer, depository institution or trust company (acting as principal) rated F1 by Fitch (if rated by Fitch), A-1+ by S&P and P-1 by Moody's (if payable on demand or on a specified date no more than three months after the date of issuance thereof) or in one of the two highest long-term rating categories by Fitch (if rated by Fitch), S&P and Moody's or collateralized by securities described in clause (i) or (ii) above with any registered broker/dealer or with any domestic bank whose long-term debt obligations are rated "investment grade" by each of Fitch (if rated by Fitch), S&P and Moody's, provided that (1) a specified written agreement governs the transaction, (2) the securities are held, free and clear of any lien, by the Trustee or an independent third party acting solely as agent for the Trustee, and such third party is (a) a Federal Reserve Bank, or (b) a member of the Federal Deposit Insurance Corporation that has combined surplus and undivided profits of not less than \$25 million, and the Trustee shall have received written confirmation from such third party that it holds such securities, free and clear of any lien, as agent for the Trustee, (3) the agreement has a term of thirty days or less, or the collateral securities are required to be valued on behalf of the Authority no less frequently than monthly and the Trustee notified in writing of the results thereof, if any deficiency in the required collateral percentage is not restored within five Business Days of such valuation, the Trustee is to liquidate the collateral securities and (4) the fair market value of the collateral securities in relation to the amount of the obligations, including principal and interest, is equal to at least 104% or, if the collateral securities are described in clause (ii) above, at least 105%;
- (vii) Securities bearing interest or sold at a discount (payable on demand or on a specified date no more than three months after the date of issuance thereof) that are issued by any corporation under the laws of the United States of America or any state thereof and rated F1 by Fitch (if rated by Fitch), P-1 by Moody's and A-1+ by S&P at the time of such investment or contractual commitment providing for such investment; provided however, that securities issued by any such corporation will not be Authorized Investments to the extent that investment therein would cause the then outstanding principal amount of the securities issued by such corporation that are then held to exceed 20% of the aggregate principal amount of all Authorized Investments then held;
- (viii) Units of taxable money market funds which funds are regulated investment companies and seek to maintain a constant net asset value per share and have been rated in one of the two highest categories by Moody's and at least AAAM or AAAM-G by S&P, including if so rated any such fund which the Trustee of an affiliate of the Trustee serves as an investment advisor, administrator, shareholder, servicing agent and/or custodian or sub-custodian, notwithstanding that (a) the Trustee or an affiliate of the Trustee charges and collects fees and expenses (not exceeding current income) from such funds for services rendered, (b) the Trustee charges and collects fees and expenses for services rendered pursuant to the Resolution, and (c) services performed for such funds and

pursuant to the Resolution may converge at any time ( the Authority specifically authorizes the Trustee or an affiliate of the Trustee to charge and collect all fees and expenses from such funds for services rendered to such funds, in addition to any fees and expenses the Trustee may charge and collect for services rendered pursuant to the Resolution);

- (ix) Investment agreements, including guaranteed investment contracts, forward purchase agreements and reserve fund put agreements rated, or with any financial institution or corporation whose senior long-term debt obligations are rated, or guaranteed by a financial institution whose senior long-term debt obligations are rate, at the time such agreement or contract is entered into, in one of the two highest long-term rating categories by Fitch (if rated by Fitch), Moody's and S&P if the Authority has an option to terminate such agreement in the event that either such rating is downgraded below AA- by Fitch (if rated by Fitch), Aa3 by Moody's or AA- by S&P, or if not so rated, then collateralized by securities described in clause (i) or (ii) above with any registered broker/dealer or with any domestic commercial bank whose long-term debt obligations are rated "investment grade" by each of Fitch (if rated by Fitch), S&P and Moody's, provided that (1) a specific written agreement governs the transaction, (2) the securities are held, free and clear of any lien, by the Trustee or an independent third party acting solely as an agent for the Trustee, and such third party is (a) a Federal Reserve Bank or (b) a member of the Federal Deposit Insurance Corporation that has a combined surplus and undivided profits of not less than \$25 million, and the Trustee shall have received written confirmation from such third party that it holds such securities, free and clear of any lien, as an agent for the Trustee, (3) the agreement has a term of thirty days or less, or the collateral securities are to be valued on behalf of the Authority no less frequently than monthly and the Trustee notified in writing of the results thereunder and if any deficiency in the required collateral percentage is not restored within five Business Days of such valuation, the Trustee is to liquidate the collateral securities and (4) the fair market value of the collateral securities in relation to the amount of the obligation, including principal and interest, is equal to at least 104% or, if the collateral securities are described in (ii) above, at least 105%; and
- (x) Other obligations, securities, agreements or contracts that are non-callable and that are acceptable to the provider of the Credit Facility, if any; *provided, however*, that no Authorized Investment may (a) except for Defeasance Obligations, evidence the right to receive only interest with respect to the obligations underlying such instrument or (b) be purchased at a price greater than par if such instrument may be prepaid or called at a price less than its purchase price prior to its stated maturity

## 2. Collateralization

Where allowed by state law and in accordance with the GFOA Recommended Practices on the Collateralization of Public Deposits, full collateralization will be required on all demand deposit accounts, including checking accounts and non-negotiable certificates of deposit.

## VIII. Investment Parameters

### 1. Diversification

The investments shall be diversified by:

- limiting investments to avoid overconcentration in securities from a specific issuer or business sector (excluding U.S. Treasury securities),
- limiting investment in securities that have higher credit risks,
- investing in securities with varying maturities, and
- continuously investing a portion of the portfolio in readily available funds such as local government investment pools (LGIPs), money market funds or overnight repurchase agreements to ensure that appropriate liquidity is maintained in order to meet ongoing obligations.

Diversification by Type and Issuer:

<b>Security</b>	<b>% Limitation of Total Portfolio</b>
U.S. Treasury	100% of portfolio
U.S. Government Agencies	100% of portfolio 50% in any single Government Sponsored Enterprise
Certificates of Deposit	50% of portfolio 25% per bank
Bankers' Acceptances	50% of portfolio 25% per bank
Commercial Paper and Corporate Notes	50% of portfolio 10% per issuer
State Government Securities	25% of portfolio
Repurchase Agreements	25% of portfolio
Money Market Funds	100% of portfolio

2. *Maximum Maturities*

To the extent possible, the Authority shall attempt to match its investments with anticipated cash flow requirements. Unless matched to a specific cash flow, the Authority will not directly invest in securities maturing more than five (5) years from the date of purchase or in accordance with state and local statutes and ordinances.

Specifically, moneys in the **General Authority Fund** may be invested by the Authority in Authorized Investments which mature not later than **three** years from the date of purchase thereof. Amounts in the **Renewal and Replacement Fund** may be invested by the Authority in Authorized Investments which mature not later than **two** years from the date of purchase thereof.

Reserve funds and other funds with longer-term investment horizons may be invested in securities exceeding five (5) years if the maturities of such investments are made to coincide as nearly as practicable with the expected use of funds. The intent to invest in securities with longer maturities shall be disclosed in writing to the Authority Board.

Because of inherent difficulties in accurately forecasting cash flow requirements, a portion of the portfolio should be continuously invested in readily available funds such as local government investment pools, money market funds, or overnight repurchase agreements to ensure that appropriate liquidity is maintained to meet ongoing obligations.

**IX. Reporting**

1. *Methods*

The investment officer shall prepare an investment report at least quarterly, including a management summary that provides an analysis of the status of the current investment portfolio and the individual transactions executed over the last quarter. This management summary will be prepared in a manner which will allow the Authority to ascertain whether investment activities during the reporting period

have conformed to the investment policy. The report should be provided to the Authority's Executive Director and Board of Directors. The report will include the following:

- Listing of individual securities held at the end of the reporting period.
- Realized and unrealized gains or losses resulting from appreciation or depreciation by listing the cost and market value of securities over one-year duration that are not intended to be held until maturity (in accordance with Governmental Accounting Standards Board (GASB) requirements).
- Average weighted yield to maturity of portfolio on investments as compared to applicable benchmarks.
- Listing of investment by maturity date.
- Percentage of the total portfolio which each type of investment represents.

The Authority shall also prepare and approve an annual investment report which shall include the Authority's investment guidelines as well as additional information required by Public Authorities Law. The annual report shall be submitted to the Onondaga County Executive, Onondaga County's chief fiscal officer and the New York State Department of Audit and Control.

### *2. Performance Standards*

The Authority's cash management portfolio shall be designed with the objective of regularly meeting or exceeding the following performance benchmarks; the average return on three-month U.S. Treasury bills and the BLACKROCK LIQUIDITY FEDFUND ADMIN money market. These indices are benchmarks for lower risk investment transactions and therefore comprise a minimum standard for the portfolio's rate of return.

### *3. Marking to Market*

The market value of the portfolio shall be calculated at least quarterly and a statement of the market value of the portfolio shall be issued at least quarterly. This will ensure that review of the investment portfolio, in terms of value and price volatility, has been performed consistent with the GFOA Recommended Practice on "Mark-to-Market Practices for State and Local Government Investment Portfolios and Investment Pools." In defining market value, considerations should be given to the GASB Statement 31 pronouncement.

### *4. Annual Audit*

As per section 2925 of the NYS Public Authorities Law, the Authority shall have a written annual independent audit of all investment practices. The audit shall be conducted in accordance with generally accepted government auditing standards (GAAP) and shall at a minimum include:

- The scope and objectives;
- Any material weaknesses found in the internal controls;
- A description of all non-compliance with the authority's own investment policies as well as any applicable laws or regulations;
- A statement of positive assurance of compliance on the items tested and a statement of any other material deficiency or finding.

The purpose of the investment audit is to determine whether the authority obtained and managed its investments in compliance with its own policies and relevant sections of law, including whether investments were appropriately diverse and safeguarded.

## **X. Approval of Investment Policy**

The investment policy shall be formally approved and adopted by the governing body of the Authority and reviewed annually.



## Amendments to Investment Guidelines

1. **The following additions were placed in the - VIII. Investment Parameters - 2. *Maximum Maturities* section:**

**They were made to specify the maximum maturities for those funds that most often have funds available to invest and flexibility in the length of time to maturity. The maximum maturities are taken from 6.03a of the Authority's Revenue Bond Resolution.**

**The additions are:**

“Specifically, moneys in the **General Authority Fund** may be invested by the Authority in Authorized Investments which mature not later than **three** years from the date of purchase thereof. Amounts in the **Renewal and Replacement Fund** may be invested by the Authority in Authorized Investments which mature not later than **two** years from the date of purchase thereof.

Reserve funds and other funds with longer-term investment horizons may be invested in securities exceeding five (5) years if the maturities of such investments are made to coincide as nearly as practicable with the expected use of funds. The intent to invest in securities with longer maturities shall be disclosed in writing to the Authority Board.”

2. **The following addition was placed in the - IX. Reporting – 4. *Annual Audit* section:**

**It was made to outline the Public Authorities Law annual independent audit requirements as defined in the Authorities Budget Office Policy Guidance – Public Authority Investment Report – Issued June 18, 2018**

**The addition is:**

*“4. Annual Audit*

As per section 2925 of the NYS Public Authorities Law, the Authority shall have a written annual independent audit of all investment practices. The audit shall be conducted in accordance with generally accepted government auditing standards (GAAP) and shall at a minimum include:

- The scope and objectives;
- Any material weaknesses found in the internal controls;
- A description of all non-compliance with the authority's own investment policies as well as any applicable laws or regulations;
- A statement of positive assurance of compliance on the items tested and a statement of any other material deficiency or finding.

The purpose of the investment audit is to determine whether the authority obtained and managed its investments in compliance with its own policies and relevant sections of law, including whether investments were appropriately diverse and safeguarded.”

## **Explanation of Investment Guidelines**

The investment guidelines of Onondaga County Water Authority are designed to comply with all legal requirements and to meet the General Objectives as set forth in section III of the guidelines.

The primary objectives of investment activities are, in priority order, safety, liquidity and yield.

**Safety – Credit Risk** - The Authority is required, by section VII of the guidelines, to invest in low risk obligations, such as: United States Treasury Bills, Direct obligations of Federal Home Loan Mortgage Corporation, Fannie Mae, or the Federal Farm Credit System, obligations that are rated F1 by Fitch (if rated by Fitch), A-1+ by S&P and P-1 by Moody's. (These are the highest short-term ratings given out by those companies) and money market accounts.

**Safety – Diversification** – The Authority diversifies its investments so that the potential losses from one type of security or one issuer are minimized. The diversification parameters are outlined in section VIII of the guidelines.

**Safety – Interest Rate Risk** – The Authority will limit interest rate risk by structuring its investment portfolio so that securities mature to meet cash requirements, thereby avoiding the need to sell securities on the open market prior to maturity.

**Liquidity** – The Authority structures its portfolio so that securities mature concurrent with cash needs. Also, a portion of the portfolio is invested in money market mutual funds so as to have same day liquidity.

**Yield** – Return on investment is of secondary importance compared to the safety and liquidity objectives described above. Investments are limited to relatively low risk securities in anticipation of earning a fair return relative to the risk being assumed. Securities shall generally be held until maturity.

An investment report shall be prepared at least quarterly. The report will be prepared in a manner which will allow the Authority to ascertain whether investment activities during the reporting period have conformed to the investment policy.

The Authority's cash management portfolio shall be designed with the objective of regularly meeting or exceeding the average return on three-month U.S Treasury bills and a money market account. These are benchmarks for lower risk investments and so comprise a minimum standard for the portfolio's rate of return.

The investment policy shall be formally approved and adopted by the Authority's board of directors and be reviewed annually.

# **ONONDAGA COUNTY WATER AUTHORITY**

## **FEES PAID TO INVESTMENT ADVISOR**

During the fiscal year ended December 31, 2018, Onondaga County Water Authority paid no fees to an investment advisor.

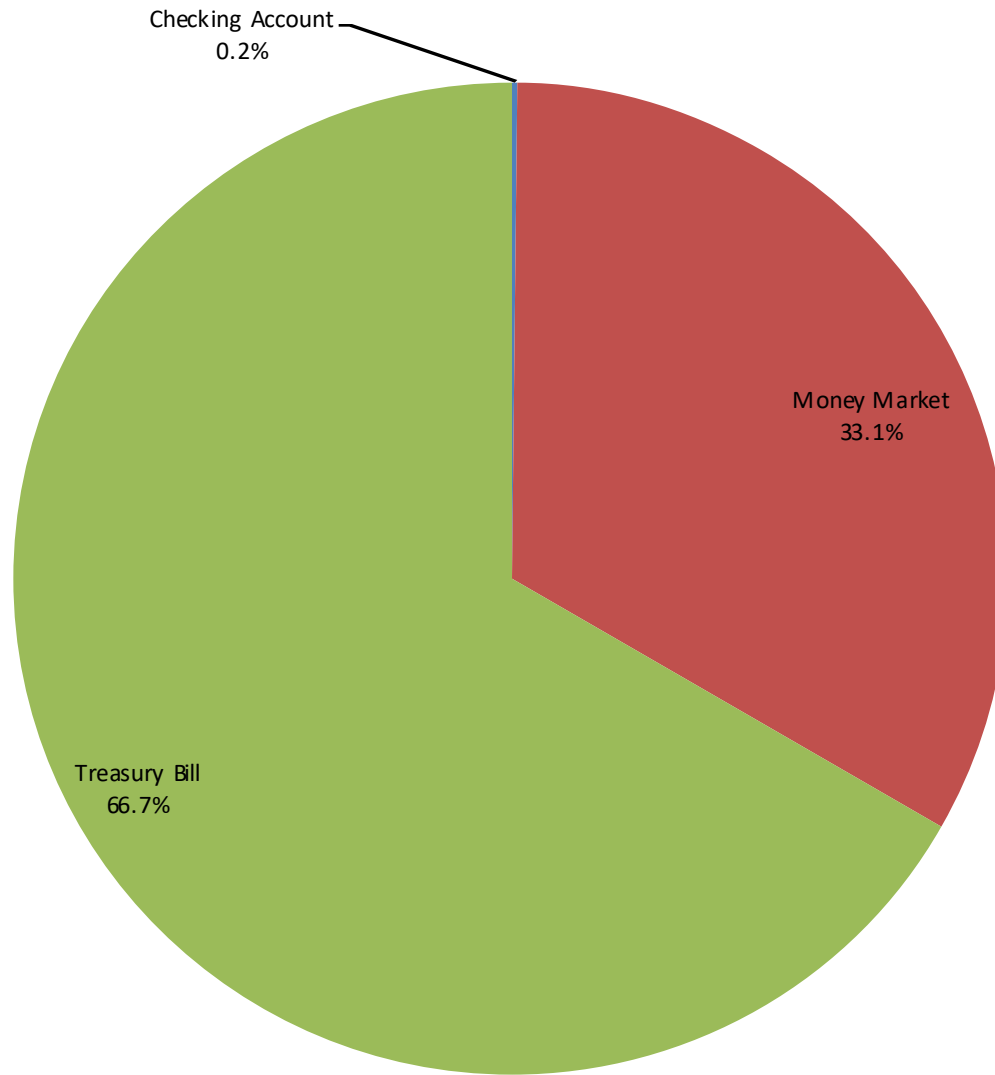
ONONDAGA COUNTY WATER AUTHORITY

INTEREST INCOME SUMMARY

DECEMBER 31, 2018

	<b>Bank</b>	<b>Account #</b>	<b>2018 Interest Income</b>
General Revenue Fund	M&T Bank	0287	\$ 80,848.26
Renewal & Replacement Fund	M&T Bank	0642	50,970.41
General Authority Fund	M&T Bank	0733	198,870.32
2008 EFC Bond Fund	M&T Bank	3625	6,684.81
2008 EFC Bond Reserve	M&T Bank	3200	24,594.58
2009 EFC Bond Fund	M&T Bank	5186	10,073.09
2009 EFC Bond Reserve	M&T Bank	5185	38,769.53
2010 Bond Fund	M&T Bank	2124	1,568.36
2010 Bond Reserve Fund	M&T Bank	2127	3,743.18
2011 Bond Fund	M&T Bank	2994	8,578.22
2011 Bond Reserve Fund	M&T Bank	2995	276.37
2013 Bond Fund	M&T Bank	7099	8,553.66
2013 Bond Reserve Fund	M&T Bank	7100	15,641.87
2015 Bond Fund	M&T Bank	0655	2,638.84
2015 Bond Reserve Fund	M&T Bank	0656	6,271.42
2015 Construction Fund	M&T Bank	0657	11,017.36
2016 Bond Fund	M&T Bank	5000	3,657.71
2016 Bond Reserve Fund	M&T Bank	5001	2,853.32
Special Deposits Account	JPMorganChase Bank	1694	716.65
Operations & Maintenance Account	M&T Bank	0271	385.32
Revenue Report Account	M&T Bank	0247	25.26
	<b>GRAND TOTAL INTEREST INCOME</b>		<u>\$ 476,738.54</u>

**ONONDAGA COUNTY WATER AUTHORITY**  
**Percent of Interest Income by Investment Type**  
**Fiscal Year Ended December 31, 2018**



**ONONDAGA COUNTY WATER AUTHORITY**

**QUARTERLY INVESTMENT REPORT**

**PERIOD ENDING MARCH 31, 2018**

**ONONDAGA COUNTY WATER AUTHORITY**  
**INVESTMENT REPORT**  
**FOR THE PERIOD ENDED March 31, 2018**

**List of Individual Securities Held at the End of the Reporting Period by Maturity Date**

<b>Cash</b>								
<b>Account</b>	<b>Type</b>	<b>Cusip</b>	<b>Description</b>			<b>Yield</b>	<b>Mkt Value</b>	<b>Orig Cost</b>
General Authority Fund	Money Market	09248U445	BLACKROCK LIQUIDITY FEDFUND ADMIN			1.070	2,035,273.85	2,035,273.85
Renewal & Replacement Fund	Money Market	09248U445	BLACKROCK LIQUIDITY FEDFUND ADMIN			1.070	1,551,729.00	1,551,729.00
2008 Bond Reserve Fund	Money Market	09248U445	BLACKROCK LIQUIDITY FEDFUND ADMIN			1.070	395.16	395.16
2009 Bond Reserve Fund	Money Market	09248U445	BLACKROCK LIQUIDITY FEDFUND ADMIN			1.070	738.94	738.94
2010 Bond Reserve Fund	Money Market	09248U445	BLACKROCK LIQUIDITY FEDFUND ADMIN			1.070	650.58	650.58
2011 Bond Reserve Fund	Money Market	09248U445	BLACKROCK LIQUIDITY FEDFUND ADMIN			1.070	774.76	774.76
2013 Bond Reserve Fund	Money Market	09248U445	BLACKROCK LIQUIDITY FEDFUND ADMIN			1.070	799.06	799.06
2015 Bond Reserve Fund	Money Market	09248U445	BLACKROCK LIQUIDITY FEDFUND ADMIN			1.070	531.42	531.42
2016 Bond Reserve Fund	Money Market	09248U445	BLACKROCK LIQUIDITY FEDFUND ADMIN			1.070	250.90	250.90
2008 EFC Bond Fund	Money Market	09248U445	BLACKROCK LIQUIDITY FEDFUND ADMIN			1.070	458,960.82	458,960.82
2009 EFC Bond Fund	Money Market	09248U445	BLACKROCK LIQUIDITY FEDFUND ADMIN			1.070	72.66	72.66
2010 Bond Fund	Money Market	09248U445	BLACKROCK LIQUIDITY FEDFUND ADMIN			1.070	913.73	913.73
2011 Bond Fund	Money Market	09248U445	BLACKROCK LIQUIDITY FEDFUND ADMIN			1.070	449.43	449.43
2013 Bond Fund	Money Market	09248U445	BLACKROCK LIQUIDITY FEDFUND ADMIN			1.070	684.51	684.51
2015 Bond Fund	Money Market	09248U445	BLACKROCK LIQUIDITY FEDFUND ADMIN			1.070	840.49	840.49
2016 Bond Fund	Money Market	09248U445	BLACKROCK LIQUIDITY FEDFUND ADMIN			1.070	177.45	177.45
2015 Construction Fund	Money Market	09248U445	BLACKROCK LIQUIDITY FEDFUND ADMIN			1.070	713,782.63	713,782.63
General Revenue Fund	Money Market	09248U445	BLACKROCK LIQUIDITY FEDFUND ADMIN			1.070	5,773,233.85	5,773,233.85
							<b>10,540,259.24</b>	<b>10,540,259.24</b>


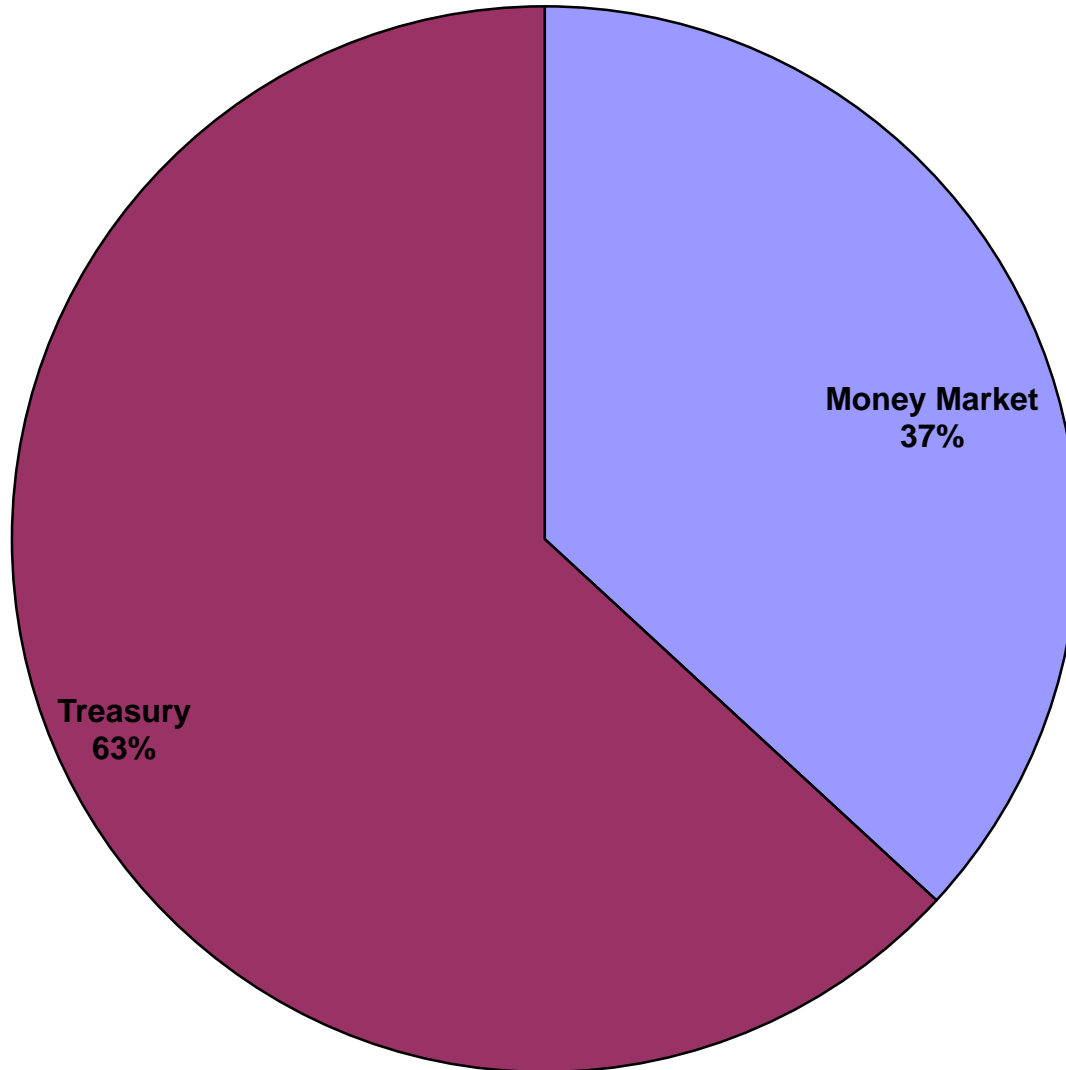
<b>Fixed Income</b>								
<b>Account</b>		<b>Cusip</b>	<b>Description</b>	<b>Notional</b>	<b>Maturity</b>	<b>Yield</b>	<b>Mkt Value</b>	<b>Orig Cost</b>
Renewal & Replacement Fund	US Treasury	912796PA1	US TREASURY BILLS	502,000.00	04/12/2018	1.310	501,774.10	499,949.33
Renewal & Replacement Fund	US Treasury	912796PL7	US TREASURY BILLS	503,000.00	06/14/2018	1.440	501,309.92	499,500.59
General Authority Fund	US Treasury	912796LX5	US TREASURY BILLS	1,009,000.00	04/26/2018	1.100	1,007,930.46	999,797.92
General Authority Fund	US Treasury	912796MB2	US TREASURY BILLS	2,224,000.00	05/24/2018	1.180	2,218,706.88	2,199,736.41
General Authority Fund	US Treasury	912796MF3	US TREASURY BILLS	1,511,000.00	06/21/2018	1.340	1,505,318.64	1,499,199.09
General Authority Fund	US Treasury	912796PE3	US TREASURY BILLS	1,524,000.00	12/06/2018	1.660	1,504,477.56	1,499,897.09
General Authority Fund	US Treasury	912796PD5	US TREASURY BILLS	1,344,000.00	11/08/2018	1.550	1,328,893.44	1,324,100.21
General Authority Fund	US Treasury	912796NV7	US TREASURY BILLS	2,530,000.00	09/13/2018	1.260	2,508,570.90	2,499,053.88
2008 Bond Bond Reserve Fund	US Treasury	912796NV7	US TREASURY BILLS	1,331,000.00	09/13/2018	1.920	1,319,726.43	1,318,729.84
2009 Bond Bond Reserve Fund	US Treasury	912796NV7	US TREASURY BILLS	2,098,000.00	09/13/2018	1.920	2,080,229.94	2,078,659.06
2009 EFC Bond Fund	US Treasury	912796PJ2	US TREASURY BILLS	802,000.00	06/07/2018	1.500	799,553.90	797,544.01
2010 Bond Reserve Fund	US Treasury	912796NV7	US TREASURY BILLS	202,000.00	09/13/2018	1.920	200,289.06	200,137.81
2010 Bond Fund	US Treasury	912796NV7	US TREASURY BILLS	81,000.00	09/13/2018	1.920	80,313.93	80,253.28
2011 Bond Fund	US Treasury	912796NV7	US TREASURY BILLS	595,000.00	09/13/2018	1.920	589,960.35	589,514.84
2011 Bond Reserve Fund	US Treasury	912796NV7	US TREASURY BILLS	23,000.00	09/13/2018	1.920	22,805.19	22,787.97
2013 Bond Fund	US Treasury	912796NV7	US TREASURY BILLS	459,000.00	09/13/2018	1.920	455,112.27	454,768.59
2013 Bond Reserve Fund	US Treasury	912796NV7	US TREASURY BILLS	846,000.00	09/13/2018	1.920	838,834.38	838,200.94
2015 Bond Fund	US Treasury	912796NV7	US TREASURY BILLS	129,000.00	09/13/2018	1.920	127,907.37	127,810.78
2015 Bond Reserve Fund	US Treasury	912796NV7	US TREASURY BILLS	339,000.00	09/13/2018	1.920	336,128.67	335,874.84
2016 Bond Fund	US Treasury	912796NV7	US TREASURY BILLS	46,000.00	09/13/2018	1.920	45,610.38	45,575.95
2016 Bond Reserve Fund	US Treasury	912796NV7	US TREASURY BILLS	150,000.00	09/13/2018	1.920	148,729.50	148,617.20
				<b>18,248,000.00</b>			<b>18,122,183.27</b>	<b>18,059,709.63</b>
							<b>28,662,442.51</b>	<b>28,599,968.87</b>

**Performance**

<b>Portfolio Average Weighted Yield to Maturity</b>	<b>1.372%</b>
<b>3 Month U.S. Treasury Bill</b>	<b>1.730%</b>
<b>BLACKROCK LIQUIDITY FEDFUND ADMIN</b>	<b>1.070%</b>

# ONONDAGA COUNTY WATER AUTHORITY

## Percent of Total Portfolio by Investment Type





**ONONDAGA COUNTY WATER AUTHORITY**  
**INVESTMENT REPORT**  
**FOR THE PERIOD ENDED March 31, 2018**

**TRADING ACTIVITY**

Account	Trade Date	Settle Date	Type	Cusip	Description	Maturity	Orig Face	Price	Proceeds
RENEWAL & REPLACEMENT	01/04/2018	01/04/2018	SALE	912796LC1	MATURED US TREASURY BILL	01/04/2018	502,000.00	100.0000	499,297.57
RENEWAL & REPLACEMENT	01/04/2018	01/04/2018	INCOME	912796LC1	CASH RECEIPT OF INTEREST US TREASURY BILL				2,702.43
RENEWAL & REPLACEMENT	03/01/2018	03/01/2018	SALE	912796LN7	MATURED US TREASURY BILL	03/01/2018	503,000.00	100.0000	499,459.72
RENEWAL & REPLACEMENT	03/01/2018	03/01/2018	INCOME	912796LN7	CASH RECEIPT OF INTEREST US TREASURY BILL				3,540.28
RENEWAL & REPLACEMENT	03/01/2018	03/01/2018	PURCHASE	912796NW5	PURCHASED US TREASURY BILL	03/15/2018	500,000.00	99.9522	(499,760.83)
RENEWAL & REPLACEMENT	03/15/2018	03/15/2018	SALE	912796NW5	MATURED US TREASURY BILL	03/15/2018	500,000.00	100.0000	499,760.83
RENEWAL & REPLACEMENT	03/15/2018	03/15/2018	INCOME	912796NW5	CASH RECEIPT OF INTEREST US TREASURY BILL				239.17
GENERAL AUTHORITY FUND	03/01/2018	03/01/2018	SALE	912796LN7	MATURED US TREASURY BILL	03/01/2018	2,017,000.00	100.0000	1,999,401.68
GENERAL AUTHORITY FUND	03/01/2018	03/01/2018	INCOME	912796LN7	CASH RECEIPT OF INTEREST US TREASURY BILL				17,598.32
GENERAL AUTHORITY FUND	03/01/2018	03/01/2018	PURCHASE	912796NW5	PURCHASED US TREASURY BILL	03/15/2018	2,000,000.00	99.9522	(1,999,043.34)
GENERAL AUTHORITY FUND	03/15/2018	03/15/2018	SALE	912796NW5	MATURED US TREASURY BILL	03/15/2018	2,000,000.00	100.0000	1,999,043.34
GENERAL AUTHORITY FUND	03/15/2018	03/15/2018	INCOME	912796NW5	CASH RECEIPT OF INTEREST US TREASURY BILL				956.66
2008 EFC BOND FUND	01/23/2018	01/23/2018	PURCHASE	912796LS6	PURCHASED US TREASURY BILL	03/29/2018	76,000.00	99.7613	(75,818.59)
2008 EFC BOND FUND	02/20/2018	02/20/2018	PURCHASE	912796LS6	PURCHASED US TREASURY BILL	03/29/2018	76,000.00	99.8561	(75,890.64)
2008 EFC BOND FUND	03/20/2018	03/20/2018	PURCHASE	912796LS6	PURCHASED US TREASURY BILL	03/29/2018	75,000.00	99.9602	(74,970.14)
2008 EFC BOND FUND	03/29/2018	03/29/2018	SALE	912796LS6	MATURED US TREASURY BILL	03/29/2018	458,000.00	100.0000	456,654.88
2008 EFC BOND FUND	03/29/2018	03/29/2018	INCOME	912796LS6	CASH RECEIPT OF INTEREST US TREASURY BILL				1,345.12
2008 BOND RESERVE FUND	03/15/2018	03/15/2018	SALE	912796NW5	MATURED US TREASURY BILL	03/15/2018	1,326,000.00	100.0000	1,318,533.15
2008 BOND RESERVE FUND	03/15/2018	03/15/2018	INCOME	912796NW5	CASH RECEIPT OF INTEREST US TREASURY BILL				7,466.85
2008 BOND RESERVE FUND	03/20/2018	03/20/2018	PURCHASE	912796NV7	PURCHASED US TREASURY BILL	09/13/2018	1,331,000.00	99.0781	(1,318,729.84)
2009 EFC BOND FUND	01/23/2018	01/23/2018	PURCHASE	912796PJ2	PURCHASED US TREASURY BILL	06/07/2018	131,000.00	99.4619	(130,295.06)
2009 EFC BOND FUND	02/20/2018	02/20/2018	PURCHASE	912796PJ2	PURCHASED US TREASURY BILL	06/07/2018	132,000.00	99.5244	(131,372.27)
2009 EFC BOND FUND	03/20/2018	03/20/2018	PURCHASE	912796PJ2	PURCHASED US TREASURY BILL	06/07/2018	132,000.00	99.6313	(131,513.36)
2009 BOND RESERVE FUND	03/15/2018	03/15/2018	SALE	912796NW5	MATURED US TREASURY BILL	03/15/2018	2,091,000.00	100.0000	2,079,225.35
2009 BOND RESERVE FUND	03/15/2018	03/15/2018	INCOME	912796NW5	CASH RECEIPT OF INTEREST US TREASURY BILL				11,774.65
2009 BOND RESERVE FUND	03/20/2018	03/20/2018	PURCHASE	912796NV7	PURCHASED US TREASURY BILL	09/13/2018	2,098,000.00	99.0781	(2,078,659.06)
2010 BOND FUND	01/23/2018	01/23/2018	PURCHASE	912796NW5	PURCHASED US TREASURY BILL	03/15/2018	15,000.00	99.8155	(14,972.32)
2010 BOND FUND	02/20/2018	02/20/2018	PURCHASE	912796NW5	PURCHASED US TREASURY BILL	03/15/2018	16,000.00	99.9176	(15,986.81)
2010 BOND FUND	03/15/2018	03/15/2018	SALE	912796NW5	MATURED US TREASURY BILL	03/15/2018	94,000.00	100.0000	93,691.14
2010 BOND FUND	03/15/2018	03/15/2018	INCOME	912796NW5	CASH RECEIPT OF INTEREST US TREASURY BILL				308.86
2010 BOND FUND	03/20/2018	03/20/2018	PURCHASE	912796NV7	PURCHASED US TREASURY BILL	09/13/2018	81,000.00	99.0781	(80,253.28)
2010 BOND RESERVE FUND	03/15/2018	03/15/2018	SALE	912796NW5	MATURED US TREASURY BILL	03/15/2018	201,000.00	100.0000	199,868.15
2010 BOND RESERVE FUND	03/15/2018	03/15/2018	INCOME	912796NW5	CASH RECEIPT OF INTEREST US TREASURY BILL				1,131.85
2010 BOND RESERVE FUND	03/20/2018	03/20/2018	PURCHASE	912796NV7	PURCHASED US TREASURY BILL	09/13/2018	202,000.00	99.0781	(200,137.81)
2011 BOND FUND	01/23/2018	01/23/2018	PURCHASE	912796NW5	PURCHASED US TREASURY BILL	03/15/2018	87,000.00	99.8155	(86,839.47)
2011 BOND FUND	02/20/2018	02/20/2018	PURCHASE	912796NW5	PURCHASED US TREASURY BILL	03/15/2018	86,000.00	99.9176	(85,929.12)
2011 BOND FUND	03/15/2018	03/15/2018	SALE	912796NW5	MATURED US TREASURY BILL	03/15/2018	523,000.00	100.0000	521,273.31
2011 BOND FUND	03/15/2018	03/15/2018	INCOME	912796NW5	CASH RECEIPT OF INTEREST US TREASURY BILL				1,726.69
2011 BOND FUND	03/20/2018	03/20/2018	PURCHASE	912796NV7	PURCHASED US TREASURY BILL	09/13/2018	595,000.00	99.0781	(589,514.84)
2011 BOND RESERVE FUND	03/15/2018	03/15/2018	SALE	912796NW5	MATURED US TREASURY BILL	03/15/2018	23,000.00	100.0000	22,870.48
2011 BOND RESERVE FUND	03/15/2018	03/15/2018	INCOME	912796NW5	CASH RECEIPT OF INTEREST US TREASURY BILL				129.52
2011 BOND RESERVE FUND	03/20/2018	03/20/2018	PURCHASE	912796NV7	PURCHASED US TREASURY BILL	09/13/2018	23,000.00	99.0781	(22,787.97)
2013 BOND FUND	01/23/2018	01/23/2018	PURCHASE	912796NW5	PURCHASED US TREASURY BILL	03/15/2018	82,000.00	99.8155	(81,848.69)
2013 BOND FUND	02/20/2018	02/20/2018	PURCHASE	912796NW5	PURCHASED US TREASURY BILL	03/15/2018	82,000.00	99.9176	(81,932.42)
2013 BOND FUND	03/15/2018	03/15/2018	SALE	912796NW5	MATURED US TREASURY BILL	03/15/2018	497,000.00	100.0000	495,360.28
2013 BOND FUND	03/15/2018	03/15/2018	INCOME	912796NW5	CASH RECEIPT OF INTEREST US TREASURY BILL				1,639.72
2013 BOND FUND	03/20/2018	03/20/2018	PURCHASE	912796NV7	PURCHASED US TREASURY BILL	09/13/2018	459,000.00	99.0781	(454,768.59)

**ONONDAGA COUNTY WATER AUTHORITY**  
**INVESTMENT REPORT**  
**FOR THE PERIOD ENDED March 31,2018**

**TRADING ACTIVITY**

Account	Trade Date	Settle Date	Type	Cusip	Description	Maturity	Orig Face	Price	Proceeds
2013 BOND RESERVE FUND	03/15/2018	03/15/2018	SALE	912796NW5	MATURED US TREASURY BILL	03/15/2018	843,000.00	100.0000	838,252.97
2013 BOND RESERVE FUND	03/15/2018	03/15/2018	INCOME	912796NW5	CASH RECEIPT OF INTEREST US TREASURY BILL				4,747.03
2013 BOND RESERVE FUND	03/20/2018	03/20/2018	PURCHASE	912796NV7	PURCHASED US TREASURY BILL	09/13/2018	846,000.00	99.0781	(838,200.94)
2015 BOND FUND	01/23/2018	01/23/2018	PURCHASE	912796NW5	PURCHASED US TREASURY BILL	03/15/2018	28,000.00	99.8155	27,948.33
2015 BOND FUND	02/20/2018	02/20/2018	PURCHASE	912796NW5	PURCHASED US TREASURY BILL	03/15/2018	28,000.00	99.9176	(27,976.92)
2015 BOND FUND	03/15/2018	03/15/2018	SALE	912796NW5	MATURED US TREASURY BILL	03/15/2018	167,000.00	100.0000	166,451.27
2015 BOND FUND	03/15/2018	03/15/2018	INCOME	912796NW5	CASH RECEIPT OF INTEREST US TREASURY BILL				548.73
2015 BOND FUND	03/20/2018	03/20/2018	PURCHASE	912796NV7	PURCHASED US TREASURY BILL	09/13/2018	129,000.00	99.0781	(127,810.78)
2015 BOND RESERVE FUND	03/15/2018	03/15/2018	SALE	912796NW5	MATURED US TREASURY BILL	03/15/2018	338,000.00	100.0000	336,096.68
2015 BOND RESERVE FUND	03/15/2018	03/15/2018	INCOME	912796NW5	CASH RECEIPT OF INTEREST US TREASURY BILL				1,903.32
2015 BOND RESERVE FUND	03/20/2018	03/20/2018	PURCHASE	912796NV7	PURCHASED US TREASURY BILL	09/13/2018	339,000.00	99.0781	(335,874.84)
2016 BOND FUND	01/23/2018	01/23/2018	PURCHASE	912796NW5	PURCHASED US TREASURY BILL	03/15/2018	42,000.00	99.8155	(41,922.51)
2016 BOND FUND	02/20/2018	02/20/2018	PURCHASE	912796NW5	PURCHASED US TREASURY BILL	03/15/2018	42,000.00	99.9176	(41,965.39)
2016 BOND FUND	03/15/2018	03/15/2018	SALE	912796NW5	MATURED US TREASURY BILL	03/15/2018	253,000.00	100.0000	252,166.98
2016 BOND FUND	03/15/2018	03/15/2018	INCOME	912796NW5	CASH RECEIPT OF INTEREST US TREASURY BILL				833.02
2016 BOND FUND	03/20/2018	03/20/2018	PURCHASE	912796NV7	PURCHASED US TREASURY BILL	09/13/2018	46,000.00	99.0781	(45,575.95)
2016 BOND RESERVE FUND	03/15/2018	03/15/2018	SALE	912796NW5	MATURED US TREASURY BILL	03/15/2018	149,000.00	100.0000	148,160.97
2016 BOND RESERVE FUND	03/15/2018	03/15/2018	INCOME	912796NW5	CASH RECEIPT OF INTEREST US TREASURY BILL				839.03
2016 BOND RESERVE FUND	03/20/2018	03/20/2018	PURCHASE	912796NV7	PURCHASED US TREASURY BILL	09/13/2018	150,000.00	99.0781	(148,617.20)

**ONONDAGA COUNTY WATER AUTHORITY**

**QUARTERLY INVESTMENT REPORT**

**PERIOD ENDING JUNE 30, 2018**

**ONONDAGA COUNTY WATER AUTHORITY**  
**INVESTMENT REPORT**  
**FOR THE PERIOD ENDED June 30, 2018**

**List of Individual Securities Held at the End of the Reporting Period by Maturity Date**

<b>Cash</b>							
<b>Account</b>	<b>Type</b>	<b>Cusip</b>	<b>Description</b>	<b>Yield</b>	<b>Mkt Value</b>	<b>Orig Cost</b>	
General Authority Fund	Money Market	09248U445	BLACKROCK LIQUIDITY FEDFUND ADMIN	1.550	6,789,234.65	6,789,234.65	
Renewal & Replacement Fund	Money Market	09248U445	BLACKROCK LIQUIDITY FEDFUND ADMIN	1.550	2,681,066.91	2,681,066.91	
2008 Bond Reserve Fund	Money Market	09248U445	BLACKROCK LIQUIDITY FEDFUND ADMIN	1.550	632.05	632.05	
2009 Bond Reserve Fund	Money Market	09248U445	BLACKROCK LIQUIDITY FEDFUND ADMIN	1.550	1,112.00	1,112.00	
2010 Bond Reserve Fund	Money Market	09248U445	BLACKROCK LIQUIDITY FEDFUND ADMIN	1.550	688.87	688.87	
2011 Bond Reserve Fund	Money Market	09248U445	BLACKROCK LIQUIDITY FEDFUND ADMIN	1.550	781.42	781.42	
2013 Bond Reserve Fund	Money Market	09248U445	BLACKROCK LIQUIDITY FEDFUND ADMIN	1.550	951.45	951.45	
2015 Bond Reserve Fund	Money Market	09248U445	BLACKROCK LIQUIDITY FEDFUND ADMIN	1.550	592.86	592.86	
2016 Bond Reserve Fund	Money Market	09248U445	BLACKROCK LIQUIDITY FEDFUND ADMIN	1.550	278.38	278.38	
2008 EFC Bond Fund	Money Market	09248U445	BLACKROCK LIQUIDITY FEDFUND ADMIN	1.550	580.83	580.83	
2009 EFC Bond Fund	Money Market	09248U445	BLACKROCK LIQUIDITY FEDFUND ADMIN	1.550	27.12	27.12	
2010 Bond Fund	Money Market	09248U445	BLACKROCK LIQUIDITY FEDFUND ADMIN	1.550	873.08	873.08	
2011 Bond Fund	Money Market	09248U445	BLACKROCK LIQUIDITY FEDFUND ADMIN	1.550	169.71	169.71	
2013 Bond Fund	Money Market	09248U445	BLACKROCK LIQUIDITY FEDFUND ADMIN	1.550	689.37	689.37	
2015 Bond Fund	Money Market	09248U445	BLACKROCK LIQUIDITY FEDFUND ADMIN	1.550	137.17	137.17	
2016 Bond Fund	Money Market	09248U445	BLACKROCK LIQUIDITY FEDFUND ADMIN	1.550	955.98	955.98	
2015 Construction Fund	Money Market	09248U445	BLACKROCK LIQUIDITY FEDFUND ADMIN	1.550	711,718.91	711,718.91	
General Revenue Fund	Money Market	09248U445	BLACKROCK LIQUIDITY FEDFUND ADMIN	1.550	5,660,307.58	5,660,307.58	
					<b>15,850,798.34</b>	<b>15,850,798.34</b>	


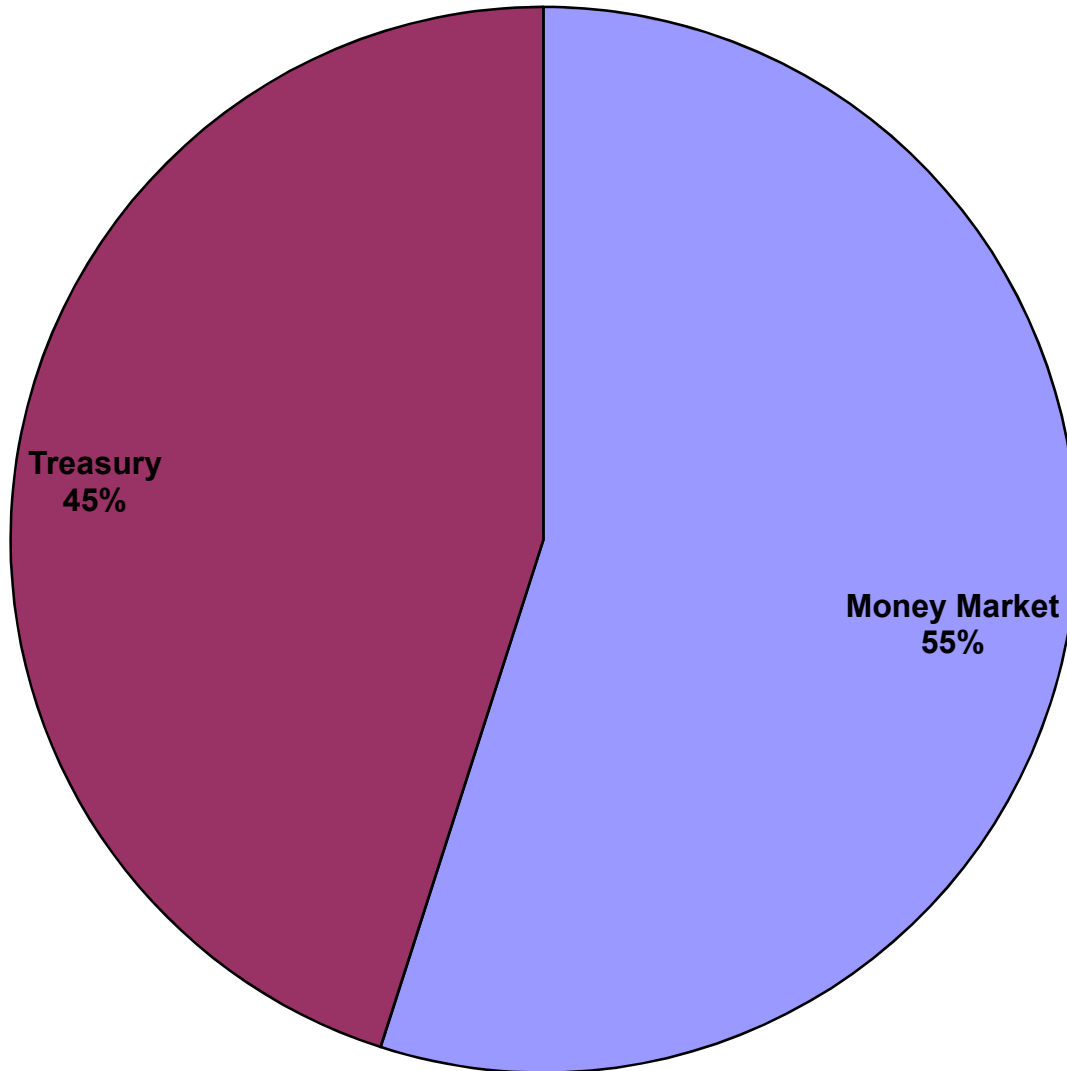
<b>Fixed Income</b>								
<b>Account</b>		<b>Cusip</b>	<b>Description</b>	<b>Notional</b>	<b>Maturity</b>	<b>Yield</b>	<b>Mkt Value</b>	<b>Orig Cost</b>
General Authority Fund	US Treasury	912796PE3	US TREASURY BILLS	1,524,000.00	12/06/2018	1.650	1,510,512.60	1,499,897.09
General Authority Fund	US Treasury	912796PD5	US TREASURY BILLS	1,344,000.00	11/08/2018	1.540	1,334,430.72	1,324,100.21
General Authority Fund	US Treasury	912796NV7	US TREASURY BILLS	2,530,000.00	09/13/2018	1.250	2,520,360.70	2,499,053.88
2008 Bond Bond Reserve Fund	US Treasury	912796NV7	US TREASURY BILLS	1,331,000.00	09/13/2018	1.910	1,325,928.89	1,318,729.84
2008 EFC Bond Fund	US Treasury	912796QA0	US TREASURY BILLS	539,000.00	09/27/2018	1.910	536,547.55	534,881.02
2009 Bond Bond Reserve Fund	US Treasury	912796NV7	US TREASURY BILLS	2,098,000.00	09/13/2018	1.910	2,090,006.62	2,078,659.06
2009 EFC Bond Fund	US Treasury	912796QN2	US TREASURY BILLS	139,000.00	12/13/2018	2.060	137,712.86	137,634.09
2010 Bond Reserve Fund	US Treasury	912796NV7	US TREASURY BILLS	202,000.00	09/13/2018	1.910	201,230.38	200,137.81
2010 Bond Fund	US Treasury	912796NV7	US TREASURY BILLS	128,000.00	09/13/2018	1.900	127,512.32	126,971.63
2011 Bond Fund	US Treasury	912796NV7	US TREASURY BILLS	856,000.00	09/13/2018	1.900	852,738.64	848,959.60
2011 Bond Reserve Fund	US Treasury	912796NV7	US TREASURY BILLS	23,000.00	09/13/2018	1.910	22,912.37	22,787.97
2013 Bond Fund	US Treasury	912796NV7	US TREASURY BILLS	707,000.00	09/13/2018	1.900	704,306.33	701,289.22
2013 Bond Reserve Fund	US Treasury	912796NV7	US TREASURY BILLS	846,000.00	09/13/2018	1.910	842,776.74	838,200.94
2015 Bond Fund	US Treasury	912796NV7	US TREASURY BILLS	213,000.00	09/13/2018	1.900	212,188.47	211,310.23
2015 Bond Reserve Fund	US Treasury	912796NV7	US TREASURY BILLS	339,000.00	09/13/2018	1.910	337,708.41	335,874.84
2016 Bond Fund	US Treasury	912796NV7	US TREASURY BILLS	172,000.00	09/13/2018	1.900	171,344.68	170,825.14
2016 Bond Reserve Fund	US Treasury	912796NV7	US TREASURY BILLS	150,000.00	09/13/2018	1.910	149,428.50	148,617.20
				<b>13,141,000.00</b>			<b>13,077,646.78</b>	<b>12,997,929.77</b>
							<b>28,928,445.12</b>	<b>28,848,728.11</b>

**Performance**

<b>Portfolio Average Weighted Yield to Maturity</b>	<b>1.625%</b>
<b>3 Month U.S. Treasury Bill</b>	<b>1.930%</b>
<b>BLACKROCK LIQUIDITY FEDFUND ADMIN</b>	<b>1.550%</b>

# ONONDAGA COUNTY WATER AUTHORITY

## Percent of Total Portfolio by Investment Type



**ONONDAGA COUNTY WATER AUTHORITY**  
**INVESTMENT REPORT**  
**FOR THE PERIOD ENDED June 30, 2018**

**TRADING ACTIVITY**

Account	Trade Date	Settle Date	Type	Cusip	Description	Maturity	Orig Face	Price	Proceeds
RENEWAL & REPLACEMENT	04/12/2018	04/12/2018	SALE	912796PA1	MATURED US TREASURY BILL	04/12/2018	502,000.00	100.0000	499,949.33
RENEWAL & REPLACEMENT	04/12/2018	04/12/2018	INCOME	912796PA1	CASH RECEIPT OF INTEREST US TREASURY BILL				2,050.67
RENEWAL & REPLACEMENT	06/14/2018	06/14/2018	SALE	912796PL7	MATURED US TREASURY BILL	06/14/2018	503,000.00	100.0000	499,500.59
RENEWAL & REPLACEMENT	06/14/2018	06/14/2018	INCOME	912796PL7	CASH RECEIPT OF INTEREST US TREASURY BILL				3,499.41
GENERAL AUTHORITY FUND	04/26/2018	04/26/2018	SALE	912796LX5	MATURED US TREASURY BILL	04/26/2018	1,009,000.00	100.0000	999,797.92
GENERAL AUTHORITY FUND	04/26/2018	04/26/2018	INCOME	912796LX5	CASH RECEIPT OF INTEREST US TREASURY BILL				9,202.08
GENERAL AUTHORITY FUND	05/24/2018	05/24/2018	SALE	912796MB2	MATURED US TREASURY BILL	05/24/2018	2,224,000.00	100.0000	2,199,736.41
GENERAL AUTHORITY FUND	05/24/2018	05/24/2018	INCOME	912796MB2	CASH RECEIPT OF INTEREST US TREASURY BILL				24,263.59
GENERAL AUTHORITY FUND	05/24/2018	05/24/2018	PURCHASE	912796PL7	PURCHASED US TREASURY BILL	06/14/2018	2,202,000.00	99.9084	(2,199,983.34)
GENERAL AUTHORITY FUND	06/14/2018	06/14/2018	SALE	912796PL7	MATURED US TREASURY BILL	06/14/2018	2,202,000.00	100.0000	2,199,983.34
GENERAL AUTHORITY FUND	06/14/2018	06/14/2018	INCOME	912796PL7	CASH RECEIPT OF INTEREST US TREASURY BILL				2,016.66
GENERAL AUTHORITY FUND	06/21/2018	06/21/2018	SALE	912796MF3	MATURED US TREASURY BILL	06/21/2018	1,511,000.00	100.0000	1,499,199.09
GENERAL AUTHORITY FUND	06/21/2018	06/21/2018	INCOME	912796MF3	CASH RECEIPT OF INTEREST US TREASURY BILL				11,800.91
2008 EFC BOND FUND	04/20/2018	04/20/2018	PURCHASE	912796QA0	PURCHASED US TREASURY BILL	09/27/2018	386,000.00	99.1689	(382,791.91)
2008 EFC BOND FUND	05/21/2018	05/21/2018	PURCHASE	912796QA0	PURCHASED US TREASURY BILL	09/27/2018	77,000.00	99.3192	(76,475.76)
2008 EFC BOND FUND	06/20/2018	06/20/2018	PURCHASE	912796qa0	PURCHASED US TREASURY BILL	09/27/2018	76,000.00	99.4913	(75,613.35)
2009 EFC BOND FUND	04/20/2018	04/20/2018	PURCHASE	912796PJ2	PURCHASED US TREASURY BILL	06/07/2018	131,000.00	99.7840	(130,717.04)
2009 EFC BOND FUND	05/21/2018	05/21/2018	PURCHASE	912796PJ2	PURCHASED US TREASURY BILL	06/07/2018	131,000.00	99.9227	(130,898.76)
2009 EFC BOND FUND	06/07/2018	06/07/2018	SALE	912796PJ2	MATURED US TREASURY BILL	06/07/2018	1,064,000.00	100.0000	1,059,159.81
2009 EFC BOND FUND	06/07/2018	06/07/2018	INCOME	912796PJ2	CASH RECEIPT OF INTEREST US TREASURY BILL				4,840.19
2009 EFC BOND FUND	06/20/2018	06/20/2018	PURCHASE	912796QN2	PURCHASED US TREASURY BILL	12/13/2018	139,000.00	99.0173	(137,634.09)
2010 BOND FUND	04/20/2018	04/20/2018	PURCHASE	912796NV7	PURCHASED US TREASURY BILL	09/13/2018	16,000.00	99.2497	(15,879.96)
2010 BOND FUND	05/21/2018	05/21/2018	PURCHASE	912796NV7	PURCHASED US TREASURY BILL	09/13/2018	16,000.00	99.3994	(15,903.91)
2010 BOND FUND	06/20/2018	06/20/2018	PURCHASE	912796NV7	PURCHASED US TREASURY BILL	09/13/2018	15,000.00	99.5632	(14,934.48)
2011 BOND FUND	04/20/2018	04/20/2018	PURCHASE	912796NV7	PURCHASED US TREASURY BILL	09/13/2018	87,000.00	99.2497	(86,347.26)
2011 BOND FUND	05/21/2018	05/21/2018	PURCHASE	912796NV7	PURCHASED US TREASURY BILL	09/13/2018	87,000.00	99.3994	(86,477.52)
2011 BOND FUND	06/20/2018	06/20/2018	PURCHASE	912796NV7	PURCHASED US TREASURY BILL	09/13/2018	87,000.00	99.5632	(86,619.98)
2013 BOND FUND	04/20/2018	04/20/2018	PURCHASE	912796NV7	PURCHASED US TREASURY BILL	09/13/2018	83,000.00	99.2497	(82,377.27)
2013 BOND FUND	05/21/2018	05/21/2018	PURCHASE	912796NV7	PURCHASED US TREASURY BILL	09/13/2018	83,000.00	99.3994	(82,501.54)
2013 BOND FUND	06/20/2018	06/20/2018	PURCHASE	912796NV7	PURCHASED US TREASURY BILL	09/13/2018	82,000.00	99.5632	(81,641.82)
2015 BOND FUND	04/20/2018	04/20/2018	PURCHASE	912796NV7	PURCHASED US TREASURY BILL	09/13/2018	28,000.00	99.2497	(27,789.92)
2015 BOND FUND	05/21/2018	05/21/2018	PURCHASE	912796NV7	PURCHASED US TREASURY BILL	09/13/2018	28,000.00	99.3994	(27,831.84)
2015 BOND FUND	06/20/2018	06/20/2018	PURCHASE	912796NV7	PURCHASED US TREASURY BILL	09/13/2018	28,000.00	99.5632	(27,877.69)
2016 BOND FUND	04/20/2018	04/20/2018	PURCHASE	912796NV7	PURCHASED US TREASURY BILL	09/13/2018	42,000.00	99.2497	(41,684.88)
2016 BOND FUND	05/21/2018	05/21/2018	PURCHASE	912796NV7	PURCHASED US TREASURY BILL	09/13/2018	42,000.00	99.3994	(41,747.77)
2016 BOND FUND	06/20/2018	06/20/2018	PURCHASE	912796NV7	PURCHASED US TREASURY BILL	09/13/2018	42,000.00	99.5632	(41,816.54)

**ONONDAGA COUNTY WATER AUTHORITY**

**QUARTERLY INVESTMENT REPORT**

**PERIOD ENDING SEPTEMBER 30, 2018**

**ONONDAGA COUNTY WATER AUTHORITY**  
**INVESTMENT REPORT**  
**FOR THE PERIOD ENDED September 30, 2018**

**List of Individual Securities Held at the End of the Reporting Period by Maturity Date**

<b>Cash</b>							
<b>Account</b>	<b>Type</b>	<b>Cusip</b>	<b>Description</b>	<b>Yield</b>	<b>Mkt Value</b>	<b>Orig Cost</b>	
General Authority Fund	Money Market	09248U445	BLACKROCK LIQUIDITY FEDFUND ADMIN	1.750	39,043.50	39,043.50	
Renewal & Replacement Fund	Money Market	09248U445	BLACKROCK LIQUIDITY FEDFUND ADMIN	1.750	1,174,979.82	1,174,979.82	
2008 Bond Reserve Fund	Money Market	09248U445	BLACKROCK LIQUIDITY FEDFUND ADMIN	1.750	834.29	834.29	
2009 Bond Reserve Fund	Money Market	09248U445	BLACKROCK LIQUIDITY FEDFUND ADMIN	1.750	592.99	592.99	
2010 Bond Reserve Fund	Money Market	09248U445	BLACKROCK LIQUIDITY FEDFUND ADMIN	1.750	28.44	28.44	
2011 Bond Reserve Fund	Money Market	09248U445	BLACKROCK LIQUIDITY FEDFUND ADMIN	1.750	0.00	0.00	
2013 Bond Reserve Fund	Money Market	09248U445	BLACKROCK LIQUIDITY FEDFUND ADMIN	1.750	357.44	357.44	
2015 Bond Reserve Fund	Money Market	09248U445	BLACKROCK LIQUIDITY FEDFUND ADMIN	1.750	158.07	158.07	
2016 Bond Reserve Fund	Money Market	09248U445	BLACKROCK LIQUIDITY FEDFUND ADMIN	1.750	523.30	523.30	
2008 EFC Bond Fund	Money Market	09248U445	BLACKROCK LIQUIDITY FEDFUND ADMIN	1.750	767,461.90	767,461.90	
2009 EFC Bond Fund	Money Market	09248U445	BLACKROCK LIQUIDITY FEDFUND ADMIN	1.750	474.08	474.08	
2010 Bond Fund	Money Market	09248U445	BLACKROCK LIQUIDITY FEDFUND ADMIN	1.750	79.81	79.81	
2011 Bond Fund	Money Market	09248U445	BLACKROCK LIQUIDITY FEDFUND ADMIN	1.750	0.00	0.00	
2013 Bond Fund	Money Market	09248U445	BLACKROCK LIQUIDITY FEDFUND ADMIN	1.750	779.52	779.52	
2015 Bond Fund	Money Market	09248U445	BLACKROCK LIQUIDITY FEDFUND ADMIN	1.750	521.05	521.05	
2016 Bond Fund	Money Market	09248U445	BLACKROCK LIQUIDITY FEDFUND ADMIN	1.750	869.21	869.21	
2015 Construction Fund	Money Market	09248U445	BLACKROCK LIQUIDITY FEDFUND ADMIN	1.750	714,743.88	714,743.88	
General Revenue Fund	Money Market	09248U445	BLACKROCK LIQUIDITY FEDFUND ADMIN	1.750	6,847,165.46	6,847,165.46	
					<b>9,548,612.76</b>	<b>9,548,612.76</b>	

<b>Fixed Income</b>								
<b>Account</b>	<b>Type</b>	<b>Cusip</b>	<b>Description</b>	<b>Notional</b>	<b>Maturity</b>	<b>Yield</b>	<b>Mkt Value</b>	<b>Orig Cost</b>
General Authority Fund	US Treasury	912796PE3	US TREASURY BILLS	1,524,000.00	12/06/2018	1.650	1,518,056.40	1,499,897.09
General Authority Fund	US Treasury	912796PD5	US TREASURY BILLS	1,344,000.00	11/08/2018	1.530	1,341,070.08	1,324,100.21
General Authority Fund	US Treasury	912796NZ8	US TREASURY BILLS	4,019,000.00	10/11/2018	1.930	4,016,709.17	3,999,485.52
General Authority Fund	US Treasury	912796QJ1	US TREASURY BILLS	5,316,000.00	11/15/2018	2.060	5,302,178.40	5,299,513.02
Renewal & Replacement Fund	US Treasury	912796QJ1	US TREASURY BILLS	2,006,000.00	11/15/2018	2.060	2,000,784.40	1,999,778.61
2008 Bond Bond Reserve Fund	US Treasury	912796RB7	US TREASURY BILLS	1,333,000.00	03/14/2019	2.330	1,319,136.80	1,318,290.71
2009 Bond Bond Reserve Fund	US Treasury	912796RB7	US TREASURY BILLS	2,102,000.00	03/14/2019	2.330	2,080,139.20	2,078,805.01
2009 EFC Bond Fund	US Treasury	912796QN2	US TREASURY BILLS	533,000.00	12/13/2018	2.060	530,702.77	529,089.36
2010 Bond Reserve Fund	US Treasury	912796RB7	US TREASURY BILLS	203,000.00	03/14/2019	2.330	200,888.80	200,759.95
2010 Bond Fund	US Treasury	912796RB7	US TREASURY BILLS	17,000.00	03/14/2019	2.320	16,823.20	16,813.24
2013 Bond Fund	US Treasury	912796RB7	US TREASURY BILLS	90,000.00	03/14/2019	2.320	89,064.00	89,011.25
2013 Bond Reserve Fund	US Treasury	912796RB7	US TREASURY BILLS	848,000.00	03/14/2019	2.330	839,180.80	838,642.56
2015 Bond Fund	US Treasury	912796RB7	US TREASURY BILLS	30,000.00	03/14/2019	2.310	29,688.00	29,670.42
2015 Bond Reserve Fund	US Treasury	912796RB7	US TREASURY BILLS	340,000.00	03/14/2019	2.330	336,464.00	336,248.19
2016 Bond Fund	US Treasury	912796RB7	US TREASURY BILLS	125,000.00	03/14/2019	2.320	123,700.00	123,626.73
2016 Bond Reserve Fund	US Treasury	912796RB7	US TREASURY BILLS	150,000.00	03/14/2019	2.330	148,440.00	148,344.80
				<b>19,980,000.00</b>			<b>19,893,026.02</b>	<b>19,832,076.67</b>
							<b>29,441,638.78</b>	<b>29,380,689.43</b>

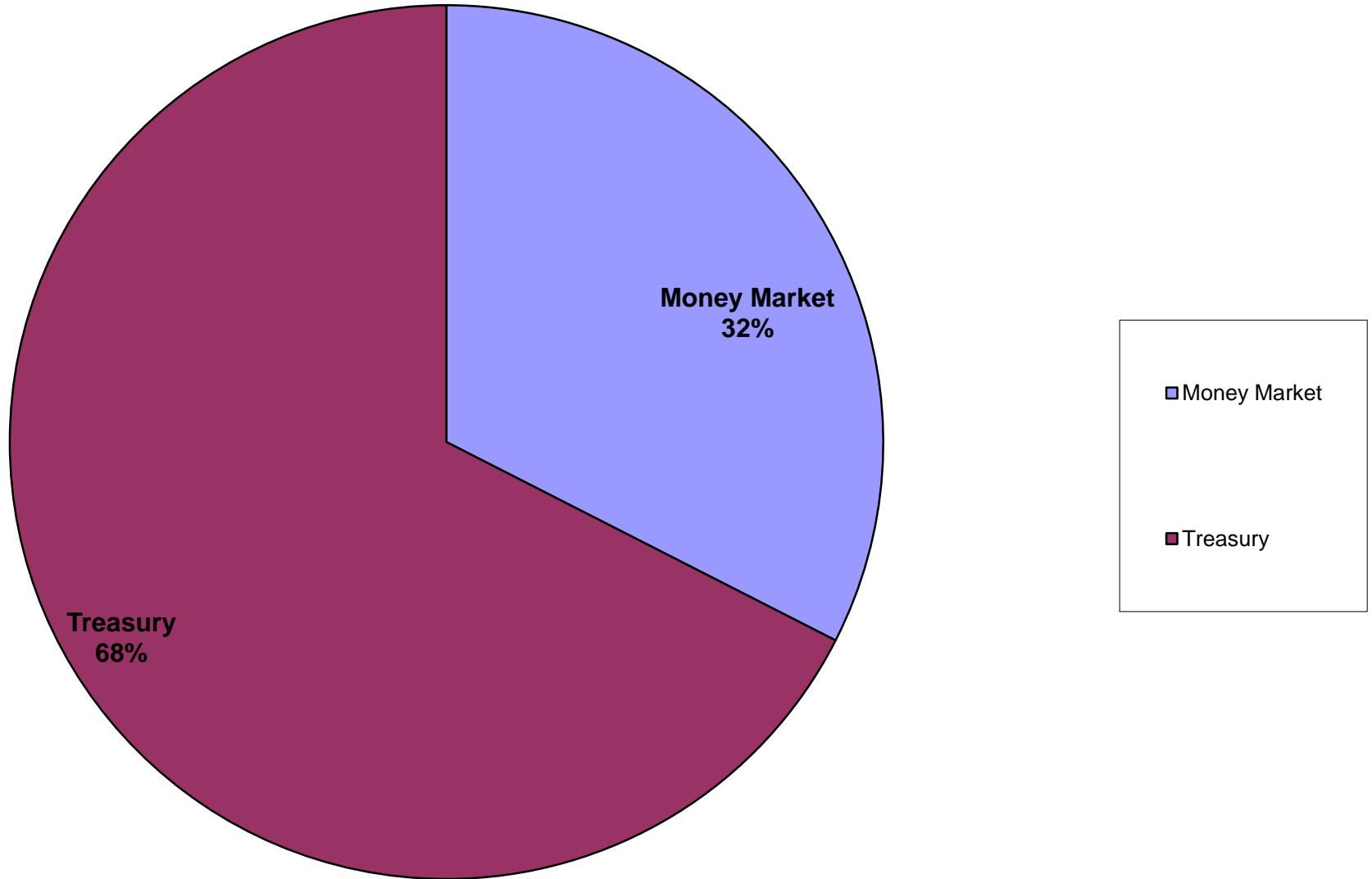
**Performance**

<b>Portfolio Average Weighted Yield to Maturity</b>	<b>1.944%</b>
<b>3 Month U.S. Treasury Bill</b>	<b>2.190%</b>
<b>BLACKROCK LIQUIDITY FEDFUND ADMIN</b>	<b>1.750%</b>



# ONONDAGA COUNTY WATER AUTHORITY

## Percent of Total Portfolio by Investment Type



**ONONDAGA COUNTY WATER AUTHORITY  
INVESTMENT REPORT  
FOR THE PERIOD ENDED September 30, 2018**

**TRADING ACTIVITY**

Account	Trade Date	Settle Date	Type	Cusip	Description	Maturity	Orig Face	Price	Proceeds
RENEWAL & REPLACEMENT	07/10/2018	07/11/2018	PURCHASE	912796PU7	PURCHASED US TREASURY BILL	08/09/2018	500,000.00	99.8550	(499,275.00)
RENEWAL & REPLACEMENT	07/10/2018	07/11/2018	PURCHASE	912796NV7	PURCHASED US TREASURY BILL	09/13/2018	501,000.00	99.6747	(499,370.08)
RENEWAL & REPLACEMENT	08/09/2018	08/09/2018	SALE	912796PU7	MATURED US TREASURY BILL	08/09/2018	500,000.00	100.0000	499,275.00
RENEWAL & REPLACEMENT	08/09/2018	08/09/2018	INCOME	912796PU7	CASH RECEIPT OF INTEREST US TREASURY BILL				725.00
RENEWAL & REPLACEMENT	09/13/2018	09/13/2018	SALE	912796NV7	MATURED US TREASURY BILL	09/13/2018	501,000.00	100.0000	499,370.08
RENEWAL & REPLACEMENT	09/13/2018	09/13/2018	INCOME	912796NV7	CASH RECEIPT OF INTEREST US TREASURY BILL				1,629.92
RENEWAL & REPLACEMENT	09/21/2018	09/21/2018	PURCHASE	912796QJ1	PURCHASED US TREASURY BILL	11/15/2018	2,006,000.00	99.6899	(1,999,778.61)
GENERAL AUTHORITY FUND	07/10/2018	07/11/2018	PURCHASE	912796NV7	PURCHASED US TREASURY BILL	09/13/2018	2,758,000.00	99.6747	(2,749,027.31)
GENERAL AUTHORITY FUND	07/10/2018	07/11/2018	PURCHASE	912796NZ8	PURCHASED US TREASURY BILL	10/11/2018	4,019,000.00	99.5144	(3,999,485.52)
GENERAL AUTHORITY FUND	09/13/2018	09/13/2018	SALE	912796NV7	MATURED US TREASURY BILL	09/13/2018	5,288,000.00	100.0000	5,248,081.19
GENERAL AUTHORITY FUND	09/13/2018	09/13/2018	INCOME	912796NV7	CASH RECEIPT OF INTEREST US TREASURY BILL				39,918.81
GENERAL AUTHORITY FUND	09/21/2018	09/21/2018	PURCHASE	912796QJ1	PURCHASED US TREASURY BILL	11/15/2018	5,316,000.00	99.6899	(5,299,513.02)
2008 BOND RESERVE FUND	09/13/2018	09/13/2018	SALE	912796NV7	MATURED US TREASURY BILL	09/13/2018	1,331,000.00	100.0000	1,318,729.84
2008 BOND RESERVE FUND	09/13/2018	09/13/2018	INCOME	912796NV7	CASH RECEIPT OF INTEREST US TREASURY BILL				12,270.16
2008 BOND RESERVE FUND	09/20/2018	09/20/2018	PURCHASE	912796RB7	PURCHASED US TREASURY BILL	03/14/2019	1,333,000.00	98.8965	(1,318,290.71)
2008 EFC BOND FUND	07/20/2018	07/20/2018	PURCHASE	912796QA0	PURCHASED US TREASURY BILL	09/27/2018	76,000.00	99.6454	(75,730.52)
2008 EFC BOND FUND	08/20/2018	08/20/2018	PURCHASE	912796QA0	PURCHASED US TREASURY BILL	09/27/2018	76,000.00	99.8026	(75,849.98)
2008 EFC BOND FUND	09/20/2018	09/20/2018	PURCHASE	912796QA0	PURCHASED US TREASURY BILL	09/27/2018	76,000.00	99.9650	(75,973.40)
2008 EFC BOND FUND	09/27/2018	09/27/2018	SALE	912796QA0	MATURED US TREASURY BILL	09/27/2018	767,000.00	100.0000	762,434.92
2008 EFC BOND FUND	09/27/2018	09/27/2018	INCOME	912796QA0	CASH RECEIPT OF INTEREST US TREASURY BILL				4,565.08
2009 BOND RESERVE FUND	09/13/2018	09/13/2018	SALE	912796NV7	MATURED US TREASURY BILL	09/13/2018	2,098,000.00	100.0000	2,078,659.06
2009 BOND RESERVE FUND	09/13/2018	09/13/2018	INCOME	912796NV7	CASH RECEIPT OF INTEREST US TREASURY BILL				19,340.94
2009 BOND RESERVE FUND	09/20/2018	09/20/2018	PURCHASE	912796RB7	PURCHASED US TREASURY BILL	03/14/2019	2,102,000.00	98.8965	(2,078,805.01)
2009 EFC BOND FUND	07/20/2018	07/20/2018	PURCHASE	912796QN2	PURCHASED US TREASURY BILL	12/13/2018	131,000.00	99.1889	(129,937.44)
2009 EFC BOND FUND	08/20/2018	08/20/2018	PURCHASE	912796QN2	PURCHASED US TREASURY BILL	12/13/2018	132,000.00	99.3611	(131,156.67)
2009 EFC BOND FUND	09/20/2018	09/20/2018	PURCHASE	912796QN2	PURCHASED US TREASURY BILL	12/13/2018	131,000.00	99.5123	(130,361.16)
2010 BOND RESERVE FUND	09/13/2018	09/13/2018	SALE	912796NV7	MATURED US TREASURY BILL	09/13/2018	202,000.00	100.0000	200,137.81
2010 BOND RESERVE FUND	09/13/2018	09/13/2018	INCOME	912796NV7	CASH RECEIPT OF INTEREST US TREASURY BILL				1,862.19
2010 BOND RESERVE FUND	09/20/2018	09/20/2018	PURCHASE	912796RB7	PURCHASED US TREASURY BILL	03/14/2019	203,000.00	98.8965	(200,759.95)
2010 BOND FUND	07/20/2018	07/20/2018	PURCHASE	912796NV7	PURCHASED US TREASURY BILL	09/13/2018	16,000.00	99.7189	(15,955.02)
2010 BOND FUND	08/20/2018	08/20/2018	PURCHASE	912796NV7	PURCHASED US TREASURY BILL	09/13/2018	16,000.00	99.8755	(15,980.07)
2010 BOND FUND	09/13/2018	09/13/2018	SALE	912796NV7	MATURED US TREASURY BILL	09/13/2018	160,000.00	100.0000	158,906.72
2010 BOND FUND	09/13/2018	09/13/2018	INCOME	912796NV7	CASH RECEIPT OF INTEREST US TREASURY BILL				1,093.28
2010 BOND FUND	09/20/2018	09/20/2018	PURCHASE	912796RB7	PURCHASED US TREASURY BILL	03/14/2019	17,000.00	98.9014	(16,813.24)
2011 BOND RESERVE FUND	09/13/2018	09/13/2018	SALE	912796NV7	MATURED US TREASURY BILL	09/13/2018	23,000.00	100.0000	22,787.97
2011 BOND RESERVE FUND	09/13/2018	09/13/2018	INCOME	912796NV7	CASH RECEIPT OF INTEREST US TREASURY BILL				212.03
2011 BOND FUND	07/20/2018	07/20/2018	PURCHASE	912796NV7	PURCHASED US TREASURY BILL	09/13/2018	86,000.00	99.7189	(85,758.25)
2011 BOND FUND	08/20/2018	08/20/2018	PURCHASE	912796NV7	PURCHASED US TREASURY BILL	09/13/2018	87,000.00	99.8755	(86,891.66)
2011 BOND FUND	09/13/2018	09/13/2018	SALE	912796NV7	MATURED US TREASURY BILL	09/13/2018	1,029,000.00	100.0000	1,021,609.51
2011 BOND FUND	09/13/2018	09/13/2018	INCOME	912796NV7	CASH RECEIPT OF INTEREST US TREASURY BILL				7,390.49
2013 BOND RESERVE FUND	09/13/2018	09/13/2018	SALE	912796NV7	MATURED US TREASURY BILL	09/13/2018	846,000.00	100.0000	838,200.94
2013 BOND RESERVE FUND	09/13/2018	09/13/2018	INCOME	912796NV7	CASH RECEIPT OF INTEREST US TREASURY BILL				7,799.06
2013 BOND RESERVE FUND	09/20/2018	09/20/2018	PURCHASE	912796RB7	PURCHASED US TREASURY BILL	03/14/2019	848,000.00	98.8965	(838,642.56)

**ONONDAGA COUNTY WATER AUTHORITY**  
**INVESTMENT REPORT**  
**FOR THE PERIOD ENDED September 30, 2018**

**TRADING ACTIVITY**

Account	Trade Date	Settle Date	Type	Cusip	Description	Maturity	Orig Face	Price	Proceeds
2013 BOND FUND	07/20/2018	07/20/2018	PURCHASE	912796NV7	PURCHASED US TREASURY BILL	09/13/2018	83,000.00	99.7189	(82,766.68)
2013 BOND FUND	08/20/2018	08/20/2018	PURCHASE	912796NV7	PURCHASED US TREASURY BILL	09/13/2018	82,000.00	99.8755	(81,897.88)
2013 BOND FUND	09/13/2018	09/13/2018	SALE	912796NV7	MATURED US TREASURY BILL	09/13/2018	872,000.00	100.0000	865,953.78
2013 BOND FUND	09/13/2018	09/13/2018	INCOME	912796NV7	CASH RECEIPT OF INTEREST US TREASURY BILL				6,046.22
2013 BOND FUND	09/20/2018	09/20/2018	PURCHASE	912796RB7	PURCHASED US TREASURY BILL	03/14/2019	90,000.00	98.9014	(89,011.25)
2015 BOND RESERVE FUND	09/13/2018	09/13/2018	SALE	912796NV7	MATURED US TREASURY BILL	09/13/2018	339,000.00	100.0000	335,874.84
2015 BOND RESERVE FUND	09/13/2018	09/13/2018	INCOME	912796NV7	CASH RECEIPT OF INTEREST US TREASURY BILL				3,125.16
2015 BOND RESERVE FUND	09/20/2018	09/20/2018	PURCHASE	912796RB7	PURCHASED US TREASURY BILL	03/14/2019	340,000.00	98.8965	(336,248.19)
2015 BOND FUND	07/20/2018	07/20/2018	PURCHASE	912796NV7	PURCHASED US TREASURY BILL	09/13/2018	27,000.00	99.7189	(26,924.10)
2015 BOND FUND	08/20/2018	08/20/2018	PURCHASE	912796NV7	PURCHASED US TREASURY BILL	09/13/2018	28,000.00	99.8755	(27,965.13)
2015 BOND FUND	09/13/2018	09/13/2018	SALE	912796NV7	MATURED US TREASURY BILL	09/13/2018	268,000.00	100.0000	266,199.46
2015 BOND FUND	09/13/2018	09/13/2018	INCOME	912796NV7	CASH RECEIPT OF INTEREST US TREASURY BILL				1,800.54
2015 BOND FUND	09/20/2018	09/20/2018	PURCHASE	912796RB7	PURCHASED US TREASURY BILL	03/14/2019	30,000.00	98.9014	(29,670.42)
2016 BOND RESERVE FUND	09/13/2018	09/13/2018	SALE	912796NV7	MATURED US TREASURY BILL	09/13/2018	150,000.00	100.0000	148,617.20
2016 BOND RESERVE FUND	09/13/2018	09/13/2018	INCOME	912796NV7	CASH RECEIPT OF INTEREST US TREASURY BILL				1,382.80
2016 BOND RESERVE FUND	09/20/2018	09/20/2018	PURCHASE	912796RB7	PURCHASED US TREASURY BILL	03/14/2019	150,000.00	98.8965	(148,344.80)
2016 BOND FUND	07/20/2018	07/20/2018	PURCHASE	912796NV7	PURCHASED US TREASURY BILL	09/13/2018	43,000.00	99.7189	(42,879.12)
2016 BOND FUND	08/20/2018	08/20/2018	PURCHASE	912796NV7	PURCHASED US TREASURY BILL	09/13/2018	42,000.00	99.8755	(41,947.70)
2016 BOND FUND	09/13/2018	09/13/2018	SALE	912796NV7	MATURED US TREASURY BILL	09/13/2018	257,000.00	100.0000	255,651.96
2016 BOND FUND	09/13/2018	09/13/2018	INCOME	912796NV7	CASH RECEIPT OF INTEREST US TREASURY BILL				1,348.04
2016 BOND FUND	09/20/2018	09/20/2018	PURCHASE	912796RB7	PURCHASED US TREASURY BILL	03/14/2019	125,000.00	98.9014	(123,626.73)

**ONONDAGA COUNTY WATER AUTHORITY**

**QUARTERLY INVESTMENT REPORT**

**PERIOD ENDING DECEMBER 31, 2018**

**ONONDAGA COUNTY WATER AUTHORITY**  
**INVESTMENT REPORT**  
FOR THE PERIOD ENDED December 31, 2018

**List of Individual Securities Held at the End of the Reporting Period by Maturity Date**

<b>Cash</b>								
<b>Account</b>	<b>Type</b>	<b>Cusip</b>	<b>Description</b>	<b>Yield</b>	<b>Mkt Value</b>	<b>Orig Cost</b>		
General Authority Fund	Money Market	09248U445	BLACKROCK LIQUIDITY FEDFUND ADMIN	1.960	119,183.25	119,183.25		
Renewal & Replacement Fund	Money Market	09248U445	BLACKROCK LIQUIDITY FEDFUND ADMIN	1.960	449,899.11	449,899.11		
2008 Bond Reserve Fund	Money Market	09248U445	BLACKROCK LIQUIDITY FEDFUND ADMIN	1.960	1,289.46	1,289.46		
2009 Bond Reserve Fund	Money Market	09248U445	BLACKROCK LIQUIDITY FEDFUND ADMIN	1.960	1,307.72	1,307.72		
2010 Bond Reserve Fund	Money Market	09248U445	BLACKROCK LIQUIDITY FEDFUND ADMIN	1.960	97.92	97.92		
2013 Bond Reserve Fund	Money Market	09248U445	BLACKROCK LIQUIDITY FEDFUND ADMIN	1.960	646.65	646.65		
2015 Bond Reserve Fund	Money Market	09248U445	BLACKROCK LIQUIDITY FEDFUND ADMIN	1.960	274.01	274.01		
2016 Bond Reserve Fund	Money Market	09248U445	BLACKROCK LIQUIDITY FEDFUND ADMIN	1.960	24,176.40	24,176.40		
2008 EFC Bond Fund	Money Market	09248U445	BLACKROCK LIQUIDITY FEDFUND ADMIN	1.960	260.68	260.68		
2009 EFC Bond Fund	Money Market	09248U445	BLACKROCK LIQUIDITY FEDFUND ADMIN	1.960	453.76	453.76		
2010 Bond Fund	Money Market	09248U445	BLACKROCK LIQUIDITY FEDFUND ADMIN	1.960	853.48	853.48		
2013 Bond Fund	Money Market	09248U445	BLACKROCK LIQUIDITY FEDFUND ADMIN	1.960	787.58	787.58		
2015 Bond Fund	Money Market	09248U445	BLACKROCK LIQUIDITY FEDFUND ADMIN	1.960	618.03	618.03		
2016 Bond Fund	Money Market	09248U445	BLACKROCK LIQUIDITY FEDFUND ADMIN	1.960	517.32	517.32		
General Revenue Fund	Money Market	09248U445	BLACKROCK LIQUIDITY FEDFUND ADMIN	1.960	5,677,367.01	5,677,367.01		
					<b>6,277,732.38</b>	<b>6,277,732.38</b>		


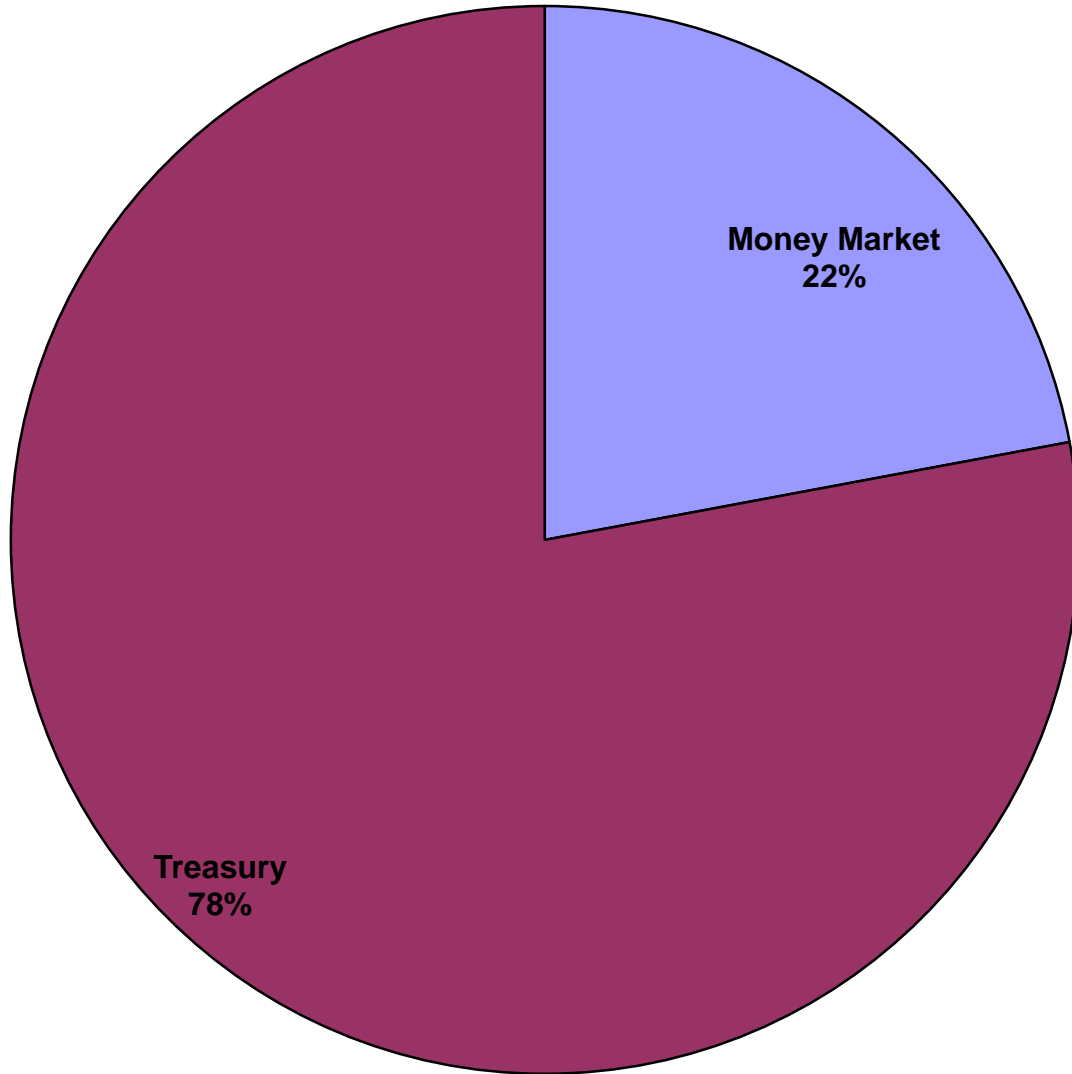
<b>Fixed Income</b>								
<b>Account</b>		<b>Cusip</b>	<b>Description</b>	<b>Notional</b>	<b>Maturity</b>	<b>Yield</b>	<b>Mkt Value</b>	<b>Orig Cost</b>
General Authority Fund	US Treasury	912796QS1	US TREASURY BILLS	5,318,000.00	01/10/2019	2.200	5,315,341.00	5,299,800.62
General Authority Fund	US Treasury	912796QX0	US TREASURY BILLS	6,836,000.00	02/14/2019	2.290	6,816,449.04	6,798,947.00
General Authority Fund	US Treasury	912796RB7	US TREASURY BILLS	1,507,000.00	03/14/2019	2.310	1,499,914.10	1,499,650.86
Renewal & Replacement Fund	US Treasury	912796QS1	US TREASURY BILLS	2,006,000.00	01/10/2019	2.200	2,004,997.00	1,999,135.02
2008 Bond Bond Reserve Fund	US Treasury	912796RB7	US TREASURY BILLS	1,333,000.00	03/14/2019	2.270	1,326,734.90	1,318,290.71
2008 EFC Bond Fund	US Treasury	912796PX1	US TREASURY BILLS	234,000.00	03/28/2019	2.320	232,689.60	232,066.15
2009 Bond Bond Reserve Fund	US Treasury	912796RB7	US TREASURY BILLS	2,102,000.00	03/14/2019	2.270	2,092,120.60	2,078,805.01
2009 EFC Bond Fund	US Treasury	912796RU5	US TREASURY BILLS	426,000.00	06/13/2019	2.420	421,318.26	420,988.58
2010 Bond Reserve Fund	US Treasury	912796RB7	US TREASURY BILLS	203,000.00	03/14/2019	2.270	202,045.90	200,759.95
2010 Bond Fund	US Treasury	912796RB7	US TREASURY BILLS	63,000.00	03/14/2019	2.290	62,703.90	62,478.72
2013 Bond Fund	US Treasury	912796RB7	US TREASURY BILLS	338,000.00	03/14/2019	2.290	336,411.40	335,205.79
2013 Bond Reserve Fund	US Treasury	912796RB7	US TREASURY BILLS	848,000.00	03/14/2019	2.270	844,014.40	838,642.56
2015 Bond Fund	US Treasury	912796RB7	US TREASURY BILLS	114,000.00	03/14/2019	2.290	113,464.20	113,059.53
2015 Bond Reserve Fund	US Treasury	912796RB7	US TREASURY BILLS	340,000.00	03/14/2019	2.270	338,402.00	336,248.19
2016 Bond Fund	US Treasury	912796RB7	US TREASURY BILLS	495,000.00	03/14/2019	2.290	492,673.50	490,934.00
2016 Bond Reserve Fund	US Treasury	912796RB7	US TREASURY BILLS	150,000.00	03/14/2019	2.270	149,295.00	148,344.80
				<b>22,313,000.00</b>			<b>22,248,574.80</b>	<b>22,173,357.49</b>
							<b>28,526,307.18</b>	<b>28,451,089.87</b>

**Performance**

<b>Portfolio Average Weighted Yield to Maturity</b>	<b>2.194%</b>
<b>3 Month U.S. Treasury Bill</b>	<b>2.450%</b>
<b>BLACKROCK LIQUIDITY FEDFUND ADMIN</b>	<b>1.960%</b>

# ONONDAGA COUNTY WATER AUTHORITY

## Percent of Total Portfolio by Investment Type



**ONONDAGA COUNTY WATER AUTHORITY  
INVESTMENT REPORT  
FOR THE PERIOD ENDED December 31, 2018**

**TRADING ACTIVITY**

Account	Trade Date	Settle Date	Type	Cusip	Description	Maturity	Orig Face	Price	Proceeds
RENEWAL & REPLACEMENT	11/15/2018	11/15/2018	SALE	912796QJ1	MATURED US TREASURY BILL	11/15/2018	2,006,000.00	100.0000	1,999,778.61
RENEWAL & REPLACEMENT	11/15/2018	11/15/2018	INCOME	912796QJ1	CASH RECEIPT OF INTEREST US TREASURY BILL				6,221.39
RENEWAL & REPLACEMENT	11/15/2018	11/15/2018	PURCHASE	912796QS1	PURCHASED US TREASURY BILL	01/10/2019	2,006,000.00	99.6578	(1,999,135.02)
GENERAL AUTHORITY FUND	10/11/2018	10/11/2018	SALE	912796NZ8	MATURED US TREASURY BILL	10/11/2018	4,018,000.00	100.0000	3,999,485.52
GENERAL AUTHORITY FUND	10/11/2018	10/11/2018	INCOME	912796NZ8	CASH RECEIPT OF INTEREST US TREASURY BILL				19,514.48
GENERAL AUTHORITY FUND	11/07/2018	11/08/2018	PURCHASE	912796QJ1	PURCHASED US TREASURY BILL	11/15/2018	1,325,000.00	99.9592	(1,324,458.96)
GENERAL AUTHORITY FUND	11/08/2018	11/08/2018	SALE	912796PD5	MATURED US TREASURY BILL	11/08/2018	1,344,000.00	100.0000	1,324,100.21
GENERAL AUTHORITY FUND	11/08/2018	11/08/2018	INCOME	912796PD5	CASH RECEIPT OF INTEREST US TREASURY BILL				19,899.79
GENERAL AUTHORITY FUND	11/15/2018	11/15/2018	SALE	912796QJ1	MATURED US TREASURY BILL	11/15/2018	6,641,000.00	100.0000	6,623,971.98
GENERAL AUTHORITY FUND	11/15/2018	11/15/2018	INCOME	912796QJ1	CASH RECEIPT OF INTEREST US TREASURY BILL				17,028.02
GENERAL AUTHORITY FUND	11/15/2018	11/15/2018	PURCHASE	912796QX0	PURCHASED US TREASURY BILL	02/14/2019	5,330,000.00	99.4211	(5,299,146.70)
GENERAL AUTHORITY FUND	11/15/2018	11/15/2018	PURCHASE	912796QS1	PURCHASED US TREASURY BILL	01/10/2019	5,318,000.00	99.6578	(5,299,800.62)
GENERAL AUTHORITY FUND	12/06/2018	12/06/2018	SALE	912796PE3	MATURED US TREASURY BILL	12/06/2018	1,524,000.00	100.0000	1,499,897.09
GENERAL AUTHORITY FUND	12/06/2018	12/06/2018	INCOME	912796PE3	CASH RECEIPT OF INTEREST US TREASURY BILL				24,102.91
GENERAL AUTHORITY FUND	12/11/2018	12/11/2018	PURCHASE	912796QX0	PURCHASED US TREASURY BILL	02/14/2019	1,506,000.00	99.5883	(1,499,800.30)
GENERAL AUTHORITY FUND	12/28/2018	12/28/2018	PURCHASE	912796RB7	PURCHASED US TREASURY BILL	03/14/2019	1,507,000.00	99.5123	(1,499,650.86)
2008 EFC BOND FUND	10/22/2018	10/22/2018	PURCHASE	912796PX1	PURCHASED US TREASURY BILL	03/28/2019	82,000.00	98.9882	(81,170.34)
2008 EFC BOND FUND	11/20/2018	11/20/2018	PURCHASE	912796PX1	PURCHASED US TREASURY BILL	03/28/2019	76,000.00	99.1787	(75,375.79)
2008 EFC BOND FUND	12/20/2018	12/20/2018	PURCHASE	912796PX1	PURCHASED US TREASURY BILL	03/28/2019	76,000.00	99.3684	(75,520.02)
2009 EFC BOND FUND	10/22/2018	10/22/2018	PURCHASE	912796QN2	PURCHASED US TREASURY BILL	12/13/2018	131,000.00	99.6938	(130,510.90)
2009 EFC BOND FUND	11/20/2018	11/20/2018	PURCHASE	912796QN2	PURCHASED US TREASURY BILL	12/13/2018	131,000.00	99.8677	(130,826.75)
2009 EFC BOND FUND	12/13/2018	12/13/2018	SALE	912796QN2	MATURED US TREASURY BILL	12/13/2018	795,000.00	100.0000	790,514.96
2009 EFC BOND FUND	12/13/2018	12/13/2018	INCOME	912796QN2	CASH RECEIPT OF INTEREST US TREASURY BILL				4,485.04
2009 EFC BOND FUND	12/20/2018	12/20/2018	PURCHASE	912796RU5	PURCHASED US TREASURY BILL	06/13/2019	426,000.00	99.8236	(420,988.58)
2010 BOND FUND	10/22/2018	10/22/2018	PURCHASE	912796RB7	PURCHASED US TREASURY BILL	03/14/2019	15,000.00	99.0724	(14,862.36)
2010 BOND FUND	11/20/2018	11/20/2018	PURCHASE	912796RB7	PURCHASED US TREASURY BILL	03/14/2019	16,000.00	99.2748	(15,883.97)
2010 BOND FUND	12/20/2018	12/20/2018	PURCHASE	912796RB7	PURCHASED US TREASURY BILL	03/14/2019	15,000.00	99.4610	(14,919.15)
2013 BOND FUND	10/22/2018	10/22/2018	PURCHASE	912796RB7	PURCHASED US TREASURY BILL	03/14/2019	83,000.00	99.0824	(82,238.41)
2013 BOND FUND	11/20/2018	11/20/2018	PURCHASE	912796RB7	PURCHASED US TREASURY BILL	03/14/2019	83,000.00	99.2748	(82,398.11)
2013 BOND FUND	12/20/2018	12/20/2018	PURCHASE	912796RB7	PURCHASED US TREASURY BILL	03/14/2019	82,000.00	99.4610	(81,558.02)
2015 BOND FUND	10/22/2018	10/22/2018	PURCHASE	912796RB7	PURCHASED US TREASURY BILL	03/14/2019	28,000.00	99.0824	(27,743.08)
2015 BOND FUND	11/20/2018	11/20/2018	PURCHASE	912796RB7	PURCHASED US TREASURY BILL	03/14/2019	28,000.00	99.2748	(27,796.95)
2015 BOND FUND	12/20/2018	12/20/2018	PURCHASE	912796RB7	PURCHASED US TREASURY BILL	03/14/2019	28,000.00	99.4610	(27,849.08)
2016 BOND FUND	10/22/2018	10/22/2018	PURCHASE	912796RB7	PURCHASED US TREASURY BILL	03/14/2019	124,000.00	99.0824	(122,862.19)
2016 BOND FUND	11/20/2018	11/20/2018	PURCHASE	912796RB7	PURCHASED US TREASURY BILL	03/14/2019	123,000.00	99.2748	(122,108.05)
2016 BOND FUND	12/20/2018	12/20/2018	PURCHASE	912796RB7	PURCHASED US TREASURY BILL	03/14/2019	123,000.00	99.4610	(122,337.03)



Dermody, Burke & Brown, CPAs, LLC

**INDEPENDENT ACCOUNTANTS' REPORT ON  
COMPLIANCE WITH INVESTMENT GUIDELINES  
FOR PUBLIC AUTHORITIES**

---

**BOARD OF DIRECTORS  
ONONDAGA COUNTY WATER AUTHORITY**

We have examined Onondaga County Water Authority's (the Authority) compliance with Section 2925(3) of the New York State Public Authorities Law and Part 201 of Title Two of the New York Code of Rules and Regulations during the year ended December 31, 2018. Management is responsible for the Authority's compliance with those requirements. Our responsibility is to express an opinion on the Authority's compliance based on our examination.

Our examination was conducted in accordance with attestation standards established by the American Institute of Certified Public Accountants and the standards applicable to attestation engagements contained in Government Auditing Standards issued by the Comptroller General of the United States and, accordingly, included examining, on a test basis, evidence supporting the Authority's compliance with those requirements and performing such other procedures as we considered necessary in the circumstances. We believe that our examination provides a reasonable basis for our opinion. Our examination does not provide a legal determination on the Authority's compliance with specified requirements.

In our opinion, the Authority complied, in all material respects, with the aforementioned requirements during the year ended December 31, 2018.

This report is intended solely for the information and use of management, the Board of Directors, and the Office of the State Comptroller of the State of New York. It is not intended to be and should not be used by anyone other than these parties.

*Dermody, Burke & Brown*

**DERMODY, BURKE & BROWN, CPAs, LLC**

Syracuse, NY

March 20, 2019

443 North Franklin Street • Syracuse, NY 13204-1441 • (315) 471-9171 • Fax (315) 471-8555

1120 Corporate Drive • Auburn, NY 13021-1634 • (315) 253-6273 • Fax (315) 253-0890

4350 Middle Settlement Road • New Hartford, NY 13413-5328 • (315) 732-2991 • Fax (315) 732-0282

<http://www.dbbllc.com>