



ONONDAGA COUNTY WATER AUTHORITY

2012

ANNUAL INVESTMENT REPORT

ONONDAGA COUNTY WATER AUTHORITY

INVESTMENT POLICY AND GUIDELINES

I. Governing Authority

Legality

The investment program shall be operated in conformance with federal, state, and other legal requirements, including Article V and Article VI of the Revenue Bond Resolution, adopted March 14, 2001. Investment of any tax exempt borrowing proceeds and any related debt service funds will comply with the “arbitrage” restrictions in all applicable Internal Revenue Codes

II. Scope

These guidelines shall govern the investment, monitoring and reporting of funds of the Onondaga County Water Authority (the Authority). For purposes of these guidelines, funds of the Authority are all monies and other financial resources available for investment by the Authority on its own behalf or on behalf of any other entity or individual. All such monies shall be invested at all times to the fullest extent practicable, and in accordance with the requirements and restrictions set forth in these guidelines.

III. General Objectives

The primary objectives, in priority order, of investment activities shall be safety, liquidity, and yield:

1. *Safety*

Safety of principal is the foremost objective of the investment program. Investments shall be undertaken in a manner that seeks to ensure the preservation of capital in the overall portfolio. The objective will be to mitigate credit risk and interest rate risk.

a. Credit Risk

The Authority will minimize credit risk, which is the risk of loss due to the failure of the security issuer or backer, by:

- Limiting investments to the types of securities listed in Section VII of this Investment Policy
- Pre-qualifying the financial institutions, broker/dealers, intermediaries, and advisers with which the Authority will do business in accordance with Section V
- Diversifying the investment portfolio so that the impact of potential losses from any one type of security or from any one individual issuer will be minimized.

b. Interest Rate Risk

The Authority will minimize interest rate risk, which is the risk that the market value of securities in the portfolio will fall due to changes in market interest rates, by:

- Structuring the investment portfolio so that securities mature to meet cash requirements for

ongoing operations, thereby avoiding the need to sell securities on the open market prior to maturity

- Investing operating funds primarily in shorter-term securities, money market mutual funds, or similar investment pools and limiting the average maturity of the portfolio in accordance with this policy (see section VIII).

2. *Liquidity*

The investment portfolio shall remain sufficiently liquid to meet all operating requirements that may be reasonably anticipated. This is accomplished by structuring the portfolio so that securities mature concurrent with cash needs to meet anticipated demands (static liquidity). Furthermore, since all possible cash demands cannot be anticipated, the portfolio should consist largely of securities with active secondary or resale markets (dynamic liquidity). Alternatively, a portion of the portfolio may be placed in money market mutual funds or local government investment pools which offer same-day liquidity for short-term funds.

3. *Yield*

The investment portfolio shall be designed with the objective of attaining a market rate of return throughout budgetary and economic cycles, taking into account the investment risk constraints and liquidity needs. Return on investment is of secondary importance compared to the safety and liquidity objectives described above. The core of investments are limited to relatively low risk securities in anticipation of earning a fair return relative to the risk being assumed. Securities shall generally be held until maturity with the following exceptions:

- A security with declining credit may be sold early to minimize loss of principal.
- A security swap would improve the quality, yield, or target duration in the portfolio.
- Liquidity needs of the portfolio require that the security be sold.

IV. Standards of Care

1. *Prudence*

The standard of prudence to be used by investment officials shall be the "prudent person" standard and shall be applied in the context of managing an overall portfolio. Investment officers acting in accordance with written procedures and this investment policy and exercising due diligence shall be relieved of personal responsibility for an individual security's credit risk or market price changes, provided deviations from expectations are reported in a timely fashion and the liquidity and the sale of securities are carried out in accordance with the terms of this policy.

The "prudent person" standard states that, "Investments shall be made with judgment and care, under circumstances then prevailing, which persons of prudence, discretion and intelligence exercise in the management of their own affairs, not for speculation, but for investment, considering the probable safety of their capital as well as the probable income to be derived."

2. *Ethics and Conflicts of Interest*

Officers and employees involved in the investment process shall refrain from personal business activity that could conflict with the proper execution and management of the investment program, or that could impair their ability to make impartial decisions. Employees and investment officials shall disclose any material interests in financial institutions with which they conduct business. They shall further disclose any personal financial/investment positions that could be related to the performance of the investment portfolio. Employees and officers shall refrain from undertaking personal

investment transactions with the same individual with whom business is conducted on behalf of the Authority.

3. Delegation of Authority

Authority to manage internally or delegate the management of the investment program to an external manager is granted to the Manager of Accounting, hereinafter referred to as investment officer. Responsibility for the operation of the investment program is hereby delegated to the investment officer, who shall act in accordance with established written procedures and internal controls for the operation of the investment program consistent with this investment policy. If authority to manage all or part of the investment program is delegated to an external manager, the investment officer is responsible for:

- Periodic investment portfolio reporting;
- Evaluating the performance of the externally managed portfolio;
- Monitoring manager compliance with the investment policy;
- Conveying the investment needs of the Authority to the external manager;
- Developing investment strategy with the external manager.

V. Authorized Financial Institutions, Depositories, and Broker/Dealers

1. Authorized Financial Institutions, Depositories, and Broker/Dealers

A list will be maintained of financial institutions and depositories authorized to provide investment services. In addition, a list will be maintained of approved security broker/dealers selected by creditworthiness (e.g., a minimum capital requirement of \$10,000,000 and at least five years of operation). These may include "primary" dealers or regional dealers that qualify under Securities and Exchange Commission (SEC) Rule 15C3-1 (uniform net capital rule).

All financial institutions and broker/dealers who desire to become qualified for investment transactions must supply the following as appropriate:

- Audited financial statements demonstrating compliance with state and federal capital adequacy guidelines
- Proof of National Association of Securities Dealers (NASD) certification (not applicable to Certificate of Deposit counterparties)
- Proof of state registration
- Completed broker/dealer questionnaire (not applicable to Certificate of Deposit counterparties)
- Certification of having read and understood and agreeing to comply with the Authority's investment policy.
- Evidence of adequate insurance coverage.

An annual review of the financial condition and registration of all qualified financial institutions and broker/dealers will be conducted by the investment officer

VI. Safekeeping and Custody

1. Delivery vs. Payment

All trades of marketable securities will be executed by delivery vs. payment (DVP) to ensure that securities are deposited in an eligible financial institution prior to the release of funds.

2. Safekeeping

Securities will be held by a [centralized] independent third-party custodian selected by the entity as evidenced by safekeeping receipts in the Authority's name. The safekeeping institution shall annually provide a copy of their most recent report on internal controls (Statement of Auditing Standards No. 70, or SAS 70).

3. *Internal Controls*

The investment officer shall establish a system of internal controls, which shall be documented in writing. The internal controls shall be reviewed by the investment committee, where present, and with the independent auditor. The controls shall be designed to prevent the loss of public funds arising from fraud, employee error, misrepresentation by third parties, unanticipated changes in financial markets, or imprudent actions by employees and officers of the Authority.

VII. Suitable and Authorized Investments

1. *Investment Types*

- (i) Defeasance Obligations;
- (ii) Direct obligations of, or obligations guaranteed as to timely payment of principal and interest by Federal Home Loan Mortgage Corporation, Fannie Mae or the Federal Farm Credit System;
- (iii) Demand and time deposits in or certificates of deposit of, or bankers' acceptances issued by, any bank or trust company, savings and loan association or savings bank, payable on demand or on a specified date no more than three months after the date of issuance thereof, if such deposits or instruments are rated F1 by Fitch (if rated by Fitch), A-1+ by S&P and P-1 by Moody's;
- (iv) General obligations of, or obligations guaranteed by any state of the United States or the District of Columbia receiving one of the two highest long-term unsecured debt rating categories available for such securities by Fitch (if rated by Fitch), Moody's and S&P;
- (v) Commercial or finance company paper (including both non-interest-bearing discount obligations and interest-bearing obligations payable on demand or on a specified date not more than three months after the date of issuance thereof) that is rated F1 by Fitch (if rated by Fitch), A-1+ by S&P and P-1 by Moody's;
- (vi) Repurchase obligations with respect to any security described in clause (i) or (ii) above entered into with a primary dealer, depository institution or trust company (acting as principal) rated F1 by Fitch (if rated by Fitch), A-1+ by S&P and P-1 by Moody's (if payable on demand or on a specified date no more than three months after the date of issuance thereof) or in one of the two highest long-term rating categories by Fitch (if rated by Fitch), S&P and Moody's or collateralized by securities described in clause (i) or (ii) above with any registered broker/dealer or with any domestic bank whose long-term debt obligations are rated "investment grade" by each of Fitch (if rated by Fitch), S&P and Moody's, provided that (1) a specified written agreement governs the transaction, (2) the securities are held, free and clear of any lien, by the Trustee or an independent third party acting solely as agent for the Trustee, and such third party is (a) a Federal Reserve Bank, or (b) a member of the Federal Deposit Insurance Corporation that has combined surplus and undivided profits of not less than \$25 million, and the Trustee shall have received written confirmation from such third party that it holds such securities, free and clear of any lien, as agent for the Trustee, (3) the agreement has a term of thirty days or less, or the collateral securities are required to be valued on behalf of the Authority no less frequently than monthly and the Trustee notified in writing of the results thereof, if any deficiency in the required collateral percentage is not restored within five Business Days of such valuation, the

Trustee is to liquidate the collateral securities and (4) the fair market value of the collateral securities in relation to the amount of the obligations, including principal and interest, is equal to at least 104% or, if the collateral securities are described in clause (ii) above, at least 105%;

- (vii) Securities bearing interest or sold at a discount (payable on demand or on a specified date no more than three months after the date of issuance thereof) that are issued by any corporation under the laws of the United States of America or any state thereof and rated F1 by Fitch (if rated by Fitch), P-1 by Moody's and A-1+ by S&P at the time of such investment or contractual commitment providing for such investment; provided however, that securities issued by any such corporation will not be Authorized Investments to the extent that investment therein would cause the then outstanding principal amount of the securities issued by such corporation that are then held to exceed 20% of the aggregate principal amount of all Authorized Investments then held;
- (viii) Units of taxable money market funds which funds are regulated investment companies and seek to maintain a constant net asset value per share and have been rated in one of the two highest categories by Moody's and at least AAAm or AAAm-G by S&P, including if so rated any such fund which the Trustee of an affiliate of the Trustee serves as an investment advisor, administrator, shareholder, servicing agent and/or custodian or sub-custodian, notwithstanding that (a) the Trustee or an affiliate of the Trustee charges and collects fees and expenses (not exceeding current income) from such funds for services rendered, (b) the Trustee charges and collects fees and expenses for services rendered pursuant to the Resolution, and (c) services performed for such funds and pursuant to the Resolution may converge at any time (the Authority specifically authorizes the Trustee or an affiliate of the Trustee to charge and collect all fees and expenses from such funds for services rendered to such funds, in addition to any fees and expenses the Trustee may charge and collect for services rendered pursuant to the Resolution);
- (ix) Investment agreements, including guaranteed investment contracts, forward purchase agreements and reserve fund put agreements rated, or with any financial institution or corporation whose senior long-term debt obligations are rated, or guaranteed by a financial institution whose senior long-term debt obligations are rate, at the time such agreement or contract is entered into, in one of the two highest long-term rating categories by Fitch (if rated by Fitch), Moody's and S&P if the Authority has an option to terminate such agreement in the event that either such rating is downgraded below AA- by Fitch (if rated by Fitch), Aa3 by Moody's or AA- by S&P, or if not so rated, then collateralized by securities described in clause (i) or (ii) above with any registered broker/dealer or with any domestic commercial bank whose long-term debt obligations are rated "investment grade" by each of Fitch (if rated by Fitch), S&P and Moody's, provided that (1) a specific written agreement governs the transaction, (2) the securities are held, free and clear of any lien, by the Trustee or an independent third party acting solely as an agent for the Trustee, and such third party is (a) a Federal Reserve Bank or (b) a member of the Federal Deposit Insurance Corporation that has a combined surplus and undivided profits of not less than \$25 million, and the Trustee shall have received written confirmation from such third party that it holds such securities, free and clear of any lien, as an agent for the Trustee, (3) the agreement has a term of thirty days or less, or the collateral securities are to be valued on behalf of the Authority no less frequently than monthly and the Trustee notified in writing of the results thereunder and if any deficiency in the required collateral percentage is not restored within five Business Days of such valuation, the Trustee is to liquidate the collateral securities and (4) the fair market value of the collateral securities in relation to the amount of the obligation, including principal and interest, is equal to at least 104% or, if the collateral securities are described in (ii) above, at least 105%; and
- (x) Other obligations, securities, agreements or contracts that are non-callable and that are acceptable to the provider of the Credit Facility, if any; *provided, however*, that no Authorized

Investment may (a) except for Defeasance Obligations, evidence the right to receive only interest with respect to the obligations underlying such instrument or (b) be purchased at a price greater than par if such instrument may be prepaid or called at a price less than its purchase price prior to its stated maturity

2. Collateralization

Where allowed by state law and in accordance with the GFOA Recommended Practices on the Collateralization of Public Deposits, full collateralization will be required on all demand deposit accounts, including checking accounts and non-negotiable certificates of deposit.

VIII. Investment Parameters

1. Diversification

The investments shall be diversified by:

- limiting investments to avoid overconcentration in securities from a specific issuer or business sector (excluding U.S. Treasury securities),
- limiting investment in securities that have higher credit risks,
- investing in securities with varying maturities, and
- continuously investing a portion of the portfolio in readily available funds such as local government investment pools (LGIPs), money market funds or overnight repurchase agreements to ensure that appropriate liquidity is maintained in order to meet ongoing obligations.

Diversification by Type and Issuer:

Security	% Limitation of Total Portfolio
U.S. Treasury	100% of portfolio
U.S. Government Agencies	100% of portfolio 50% in any single Government Sponsored Enterprise
Certificates of Deposit	50% of portfolio 25% per bank
Bankers' Acceptances	50% of portfolio 25% per bank
Commercial Paper and Corporate Notes	50% of portfolio 10% per issuer
State Government Securities	25% of portfolio
Repurchase Agreements	25% of portfolio
Money Market Funds	100% of portfolio

2. Maximum Maturities

To the extent possible, the Authority shall attempt to match its investments with anticipated cash flow requirements. Unless matched to a specific cash flow, the Authority will not directly invest in securities maturing more than five (5) years from the date of purchase or in accordance with state and local statutes and ordinances.

Reserve funds and other funds with longer-term investment horizons may be invested in securities exceeding five (5) years if the maturities of such investments are made to coincide as nearly as practicable with the expected use of funds. The intent to invest in securities with longer maturities shall be disclosed in writing to the Authority Board.

Because of inherent difficulties in accurately forecasting cash flow requirements, a portion of the portfolio should be continuously invested in readily available funds such as local government investment pools, money market funds, or overnight repurchase agreements to ensure that appropriate liquidity is maintained to meet ongoing obligations.

IX. Reporting

1. Methods

The investment officer shall prepare an investment report at least quarterly, including a management summary that provides an analysis of the status of the current investment portfolio and the individual transactions executed over the last quarter. This management summary will be prepared in a manner which will allow the Authority to ascertain whether investment activities during the reporting period have conformed to the investment policy. The report should be provided to the Authority's Executive Director and Board of Directors. The report will include the following:

- Listing of individual securities held at the end of the reporting period.
- Realized and unrealized gains or losses resulting from appreciation or depreciation by listing the cost and market value of securities over one-year duration that are not intended to be held until maturity (in accordance with Governmental Accounting Standards Board (GASB) requirements).
- Average weighted yield to maturity of portfolio on investments as compared to applicable benchmarks.
- Listing of investment by maturity date.
- Percentage of the total portfolio which each type of investment represents.

The Authority shall also prepare and approve an annual investment report which shall include the Authority's investment guidelines as well as additional information required by Public Authorities Law. The annual report shall be submitted to the Onondaga County Executive, Onondaga County's chief fiscal officer and the New York State Department of Audit and Control.

2. Performance Standards

The Authority's cash management portfolio shall be designed with the objective of regularly meeting or exceeding the following performance benchmarks; the average return on three-month U.S. Treasury bills and the MTB US TREAS MMKT INST FD-II #959. These indices are benchmarks for lower risk investment transactions and therefore comprise a minimum standard for the portfolio's rate of return.

3. *Marking to Market*

The market value of the portfolio shall be calculated at least quarterly and a statement of the market value of the portfolio shall be issued at least quarterly. This will ensure that review of the investment portfolio, in terms of value and price volatility, has been performed consistent with the GFOA Recommended Practice on "Mark-to-Market Practices for State and Local Government Investment Portfolios and Investment Pools." In defining market value, considerations should be given to the GASB Statement 31 pronouncement.

X. Approval of Investment Policy

The investment policy shall be formally approved and adopted by the governing body of the Authority and reviewed annually.

XI. List of Attachments

The following documents, as applicable, are attached to this policy:

- GFOA Recommended Policies:
 - a) Collateralization of Public Deposits
 - b) Diversification of Investments in a Portfolio
 - c) Maturities of Investments in a Portfolio

Explanation of Investment Guidelines

The investment guidelines of Onondaga County Water Authority are designed to comply with all legal requirements and to meet the General Objectives as set forth in section III of the guidelines.

The primary objectives of investment activities are, in priority order, safety, liquidity and yield.

Safety – Credit Risk - The Authority is required, by section VII of the guidelines, to invest in low risk obligations, such as: United States Treasury Bills, Direct obligations of Federal Home Loan Mortgage Corporation, Fannie Mae, or the Federal Farm Credit System, obligations that are rated F1 by Fitch (if rated by Fitch), A-1+ by S&P and P-1 by Moody's. (These are the highest short-term ratings given out by those companies) and money market accounts.

Safety – Diversification – The Authority diversifies its investments so that the potential losses from one type of security or one issuer are minimized. The diversification parameters are outlined in section VIII of the guidelines.

Safety – Interest Rate Risk – The Authority will limit interest rate risk by structuring its investment portfolio so that securities mature to meet cash requirements, thereby avoiding the need to sell securities on the open market prior to maturity.

Liquidity – The Authority structures its portfolio so that securities mature concurrent with cash needs. Also, a portion of the portfolio is invested in money market mutual funds so as to have same day liquidity.

Yield – Return on investment is of secondary importance compared to the safety and liquidity objectives described above. Investments are limited to relatively low risk securities in anticipation of earning a fair return relative to the risk being assumed. Securities shall generally be held until maturity.

An investment report shall be prepared at least quarterly. The report will be prepared in a manner which will allow the Authority to ascertain whether investment activities during the reporting period have conformed to the investment policy.

The Authority's cash management portfolio shall be designed with the objective of regularly meeting or exceeding the average return on three-month U.S Treasury bills and a money market account. These are benchmarks for lower risk investments and so comprise a minimum standard for the portfolio's rate of return.

The investment policy shall be formally approved and adopted by the Authority's board of directors and be reviewed annually.

ONONDAGA COUNTY WATER AUTHORITY

FEES PAID TO INVESTMENT ADVISOR

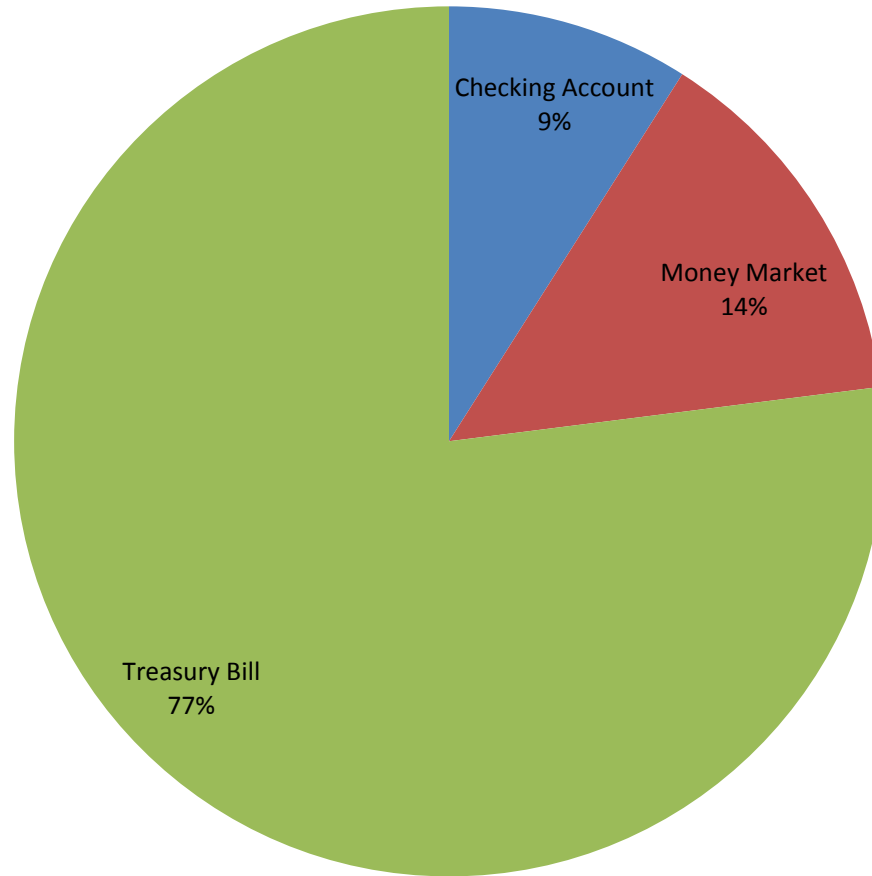
During the fiscal year ended December 31, 2012, Onondaga County Water Authority paid no fees to an investment advisor.

ONONDAGA COUNTY WATER AUTHORITY

**INTEREST INCOME SUMMARY
DECEMBER 31, 2012**

	Bank	Account #	2012 Interest Income
General Revenue Fund	M&T Bank	185920287	\$ 270.16
Renewal & Replacement Fund	M&T Bank	185920642	1,623.99
General Authority Fund	M&T Bank	185920733	2,270.79
2005 Bond Fund	M&T Bank	1007646	321.79
2005 Bond Reserve Fund	M&T Bank	1007590	795.54
2008 EFC Bond Fund	M&T Bank	1013625	287.42
2008 EFC Bond Reserve	M&T Bank	1013200	946.41
2009 EFC Bond Fund	M&T Bank	1015186	398.86
2009 EFC Bond Reserve	M&T Bank	1015185	1,544.57
2010 Bond Fund	M&T Bank	1032124	431.77
2010 Bond Reserve Fund	M&T Bank	1032127	440.44
2010 Construction Fund	M&T Bank	1032126	0.19
2011 Bond Fund	M&T Bank	1032994	198.89
2011 Bond Reserve Fund	M&T Bank	1032995	332.11
2011 Construction Fund	M&T Bank	1032996	5,245.53
Special Deposits Account	JPMorganChase Bank	018-001-1694	1,196.80
Operations & Maintenance Account	M&T Bank	5023000271	321.43
Revenue Report Account	M&T Bank	5023000247	16.34
	GRAND TOTAL INTEREST INCOME		<u>\$ 16,643.03</u>

ONONDAGA COUNTY WATER AUTHORITY
Percent of Interest Income by Investment Type
Fiscal Year Ended December 31, 2012



ONONDAGA COUNTY WATER AUTHORITY

QUARTERLY INVESTMENT REPORT

PERIOD ENDING MARCH 31, 2012

**ONONDAGA COUNTY WATER AUTHORITY
INVESTMENT REPORT
FOR THE PERIOD ENDED March 31, 2012**

List of Individual Securities Held at the End of the Reporting Period by Maturity Date

Cash						
Account	Type	Cusip	Description	Yield	Mkt Value	Orig Cost
General Authority Fund	Money Market	97181C308	WILMINGTON PRIME MMKT FUND	0.03	1,293,569.60	1,293,569.60
Renewal & Replacement Fund	Money Market	97181C308	WILMINGTON PRIME MMKT FUND	0.03	2,921,107.08	2,921,107.08
2005 Bond Reserve Fund	Money Market	97181C480	WILMINGTON US TREAS MMKT FUND	0.01	1,065,902.17	1,065,902.17
2010 Bond Reserve Fund	Money Market	97181C480	WILMINGTON US TREAS MMKT FUND	0.01	590,412.19	590,412.19
2008 Bond Reserve Fund	Money Market	97181C480	WILMINGTON US TREAS MMKT FUND	0.01	1,319,182.99	1,319,182.99
2009 Bond Reserve Fund	Money Market	60934N872	FEDERATED TREASURY OBLIGATION FUND #398	0.01	2,794,091.52	2,794,091.52
2011 Bond Reserve Fund	Money Market	97181C480	WILMINGTON US TREAS MMKT FUND	0.01	445,111.51	445,111.51
2010 Bond Fund	Money Market	97181C480	WILMINGTON US TREAS MMKT FUND	0.01	498,802.63	498,802.63
2005 Bond Fund	Money Market	97181C480	WILMINGTON US TREAS MMKT FUND	0.01	310,802.51	310,802.51
2008 EFC Bond Fund	Money Market	97181C480	WILMINGTON US TREAS MMKT FUND	0.01	379,255.79	379,255.79
2009 EFC Bond Fund	Money Market	60934N872	FEDERATED TREASURY OBLIGATION FUND #398	0.01	285,857.16	285,857.16
2011 Bond Fund	Money Market	97181C480	WILMINGTON US TREAS MMKT FUND	0.01	24,395.21	24,395.21
2010 Construction Fund	Money Market	97181C480	WILMINGTON US TREAS MMKT FUND	0.01	1,597.29	1,597.29
2011 Construction Fund	Money Market	97181C480	WILMINGTON US TREAS MMKT FUND	0.01	4,451,372.15	4,451,372.15
General Revenue Fund	Money Market	97181C480	WILMINGTON US TREAS MMKT FUND	0.01	4,813,300.03	4,813,300.03
					21,194,759.83	21,194,759.83

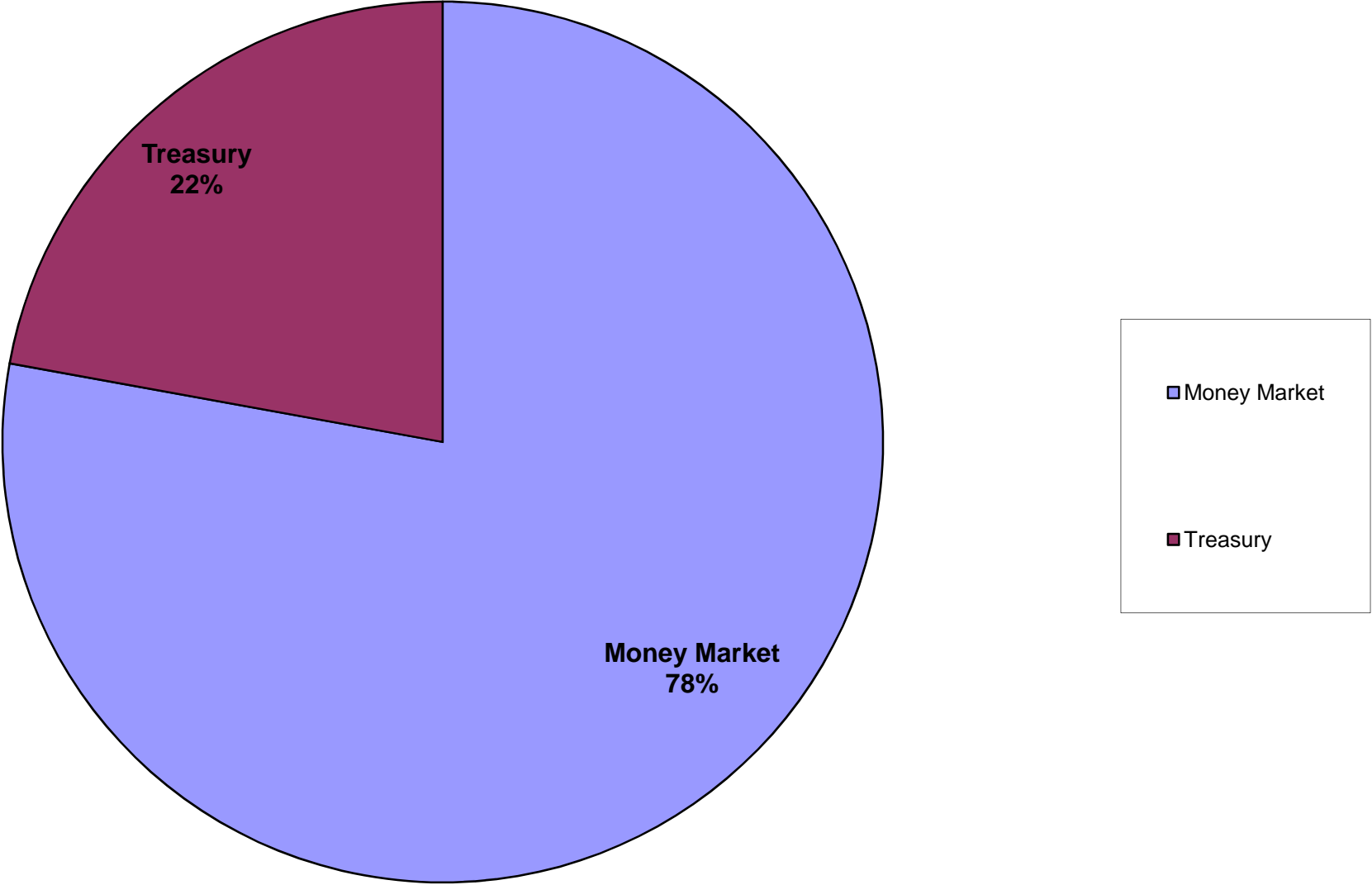
Fixed Income								
Account	Type	Cusip	Description	Notional	Maturity	Yield	Mkt Value	Orig Cost
2011 Construction Fund	US Treasury	9127955K3	US TREASURY BILLS	1,000,000.00	04/26/2012	0.060	999,980.00	999,704.25
2011 Construction Fund	US Treasury	9127954B4	US TREASURY BILLS	1,000,000.00	07/26/2012	0.070	999,740.00	999,450.21
2011 Construction Fund	US Treasury	9127955C1	US TREASURY BILLS	1,000,000.00	09/20/2012	0.100	999,360.00	999,099.82
2011 Construction Fund	US Treasury	9127955G2	US TREASURY BILLS	1,000,000.00	10/18/2012	0.100	999,280.00	999,089.32
2011 Construction Fund	US Treasury	9127955L1	US TREASURY BILLS	1,000,000.00	11/15/2012	0.110	999,180.00	998,903.12
2005 Bond Fund	US Treasury	9127954B4	US TREASURY BILLS	84,000.00	07/26/2012	0.100	83,978.16	83,971.63
2008 EFC Bond Fund	US Treasury	9127956C0	US TREASURY BILLS	75,000.00	08/30/2012	0.140	74,962.50	74,953.82
2009 EFC Bond Fund	US Treasury	9127955S6	US TREASURY BILLS	353,000.00	06/14/2012	0.050	352,957.64	352,938.41
2009 EFC Bond Fund	US Treasury	9127955K3	US TREASURY BILLS	176,000.00	04/26/2012	0.080	175,996.48	175,986.43
2009 EFC Bond Fund	US Treasury	9127955R8	US TREASURY BILLS	176,000.00	06/07/2012	0.050	175,980.64	175,966.02
2010 Bond Fund	US Treasury	9127954B4	US TREASURY BILLS	98,000.00	07/26/2012	0.100	97,974.52	97,966.89
2011 Bond Fund	US Treasury	9127956H9	US TREASURY BILLS	69,000.00	09/13/2012	0.150	68,959.98	68,949.96
				6,031,000.00			6,028,349.92	6,026,979.88
							27,223,109.75	27,221,739.71

Performance

Portfolio Average Weighted Yield to Maturity	0.030%
3 Month U.S. Treasury Bill	0.070%
WILMINGTON US TREAS MMKT FUND	0.01%

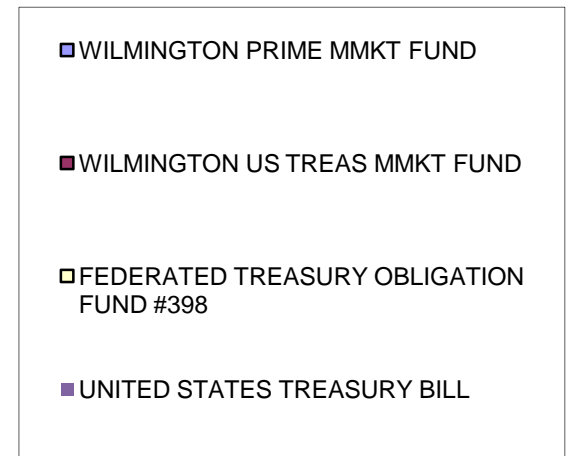
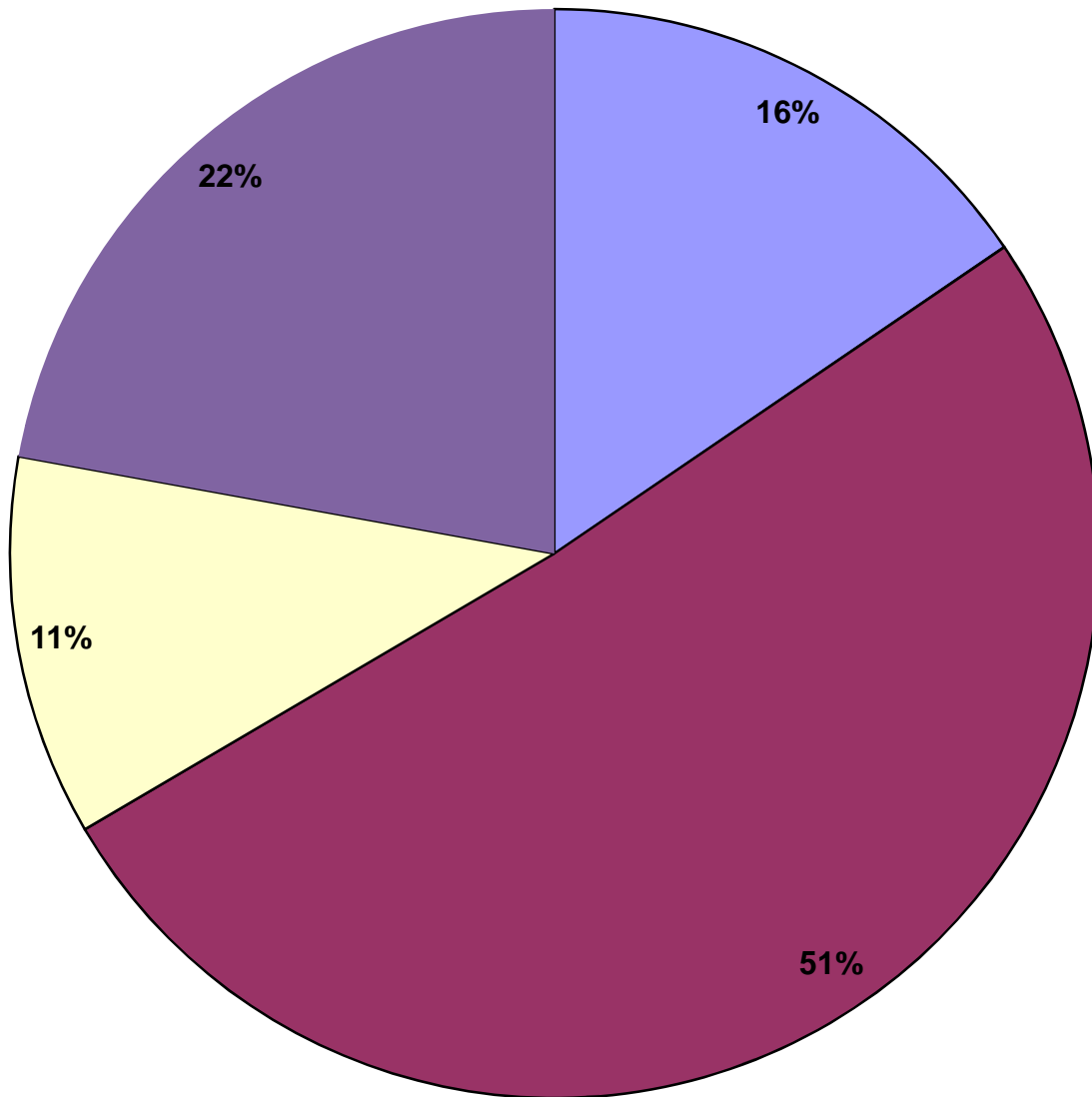
ONONDAGA COUNTY WATER AUTHORITY

Percent of Total Portfolio by Investment Type



ONONDAGA COUNTY WATER AUTHORITY

Percent of Total Portfolio by Issuer



ONONDAGA COUNTY WATER AUTHORITY
INVESTMENT REPORT
FOR THE PERIOD ENDED March 31, 2012

TRADING ACTIVITY

Account	Trade Date	Settle Date	Type	Cusip	Description	Maturity	Orig Face	Price	Proceeds
2011 CONSTRUCTION FUND	03/29/2012	03/29/2012	SALE	9127955F4	MATURED US TREASURY BILL	03/29/2012	1,000,000.00	100.0000	999,828.89
2011 CONSTRUCTION FUND	03/29/2012	03/29/2012	INCOME	9127955F4	CASH RECEIPT OF INTEREST US TREASURY BILL				171.11
2005 BOND FUND	01/20/2012	01/20/2012	PURCHASE	9127955D9	PURCHASED US TREASURY BILL	03/15/2012	83,000.00	99.9962	(82,996.83)
2005 BOND FUND	02/21/2012	02/21/2012	PURCHASE	9127955D9	PURCHASED US TREASURY BILL	03/15/2012	84,000.00	99.9983	(83,998.60)
2005 BOND FUND	03/15/2012	03/15/2012	SALE	9127955D9	MATURED US TREASURY BILL	03/15/2012	479,000.00	100.0000	478,968.27
2005 BOND FUND	03/15/2012	03/15/2012	INCOME	9127955D9	CASH RECEIPT OF INTEREST US TREASURY BILL				31.73
2005 BOND FUND	03/20/2012	03/20/2012	PURCHASE	9127954B4	PURCHASED US TREASURY BILL	07/26/2012	84,000.00	99.9662	(83,971.63)
2008 EFC BOND FUND	01/20/2012	01/20/2012	PURCHASE	9127955F4	PURCHASED US TREASURY BILL	03/29/2012	75,000.00	99.9943	(74,995.69)
2008 EFC BOND FUND	02/21/2012	02/21/2012	PURCHASE	9127955F4	PURCHASED US TREASURY BILL	03/29/2012	75,000.00	99.9961	(74,997.11)
2008 EFC BOND FUND	03/20/2012	03/20/2012	PURCHASE	9127956C0	PURCHASED US TREASURY BILL	08/30/2012	75,000.00	99.9384	(74,953.82)
2008 EFC BOND FUND	03/29/2012	03/29/2012	SALE	9127955F4	MATURED US TREASURY BILL	03/29/2012	301,000.00	100.0000	300,975.77
2008 EFC BOND FUND	03/29/2012	03/29/2012	INCOME	9127955F4	CASH RECEIPT OF INTEREST US TREASURY BILL				24.23
2009 EFC BOND FUND	01/20/2012	01/20/2012	PURCHASE	9127955R8	PURCHASED US TREASURY BILL	06/07/2012	176,000.00	99.9807	(175,966.02)
2009 EFC BOND FUND	02/21/2012	02/21/2012	PURCHASE	9127955S6	PURCHASED US TREASURY BILL	06/14/2012	177,000.00	99.9750	(176,955.72)
2009 EFC BOND FUND	03/20/2012	03/20/2012	PURCHASE	9127955K3	PURCHASED US TREASURY BILL	04/26/2012	176,000.00	99.9923	(175,986.43)
2010 BOND FUND	01/20/2012	01/20/2012	PURCHASE	9127955D9	PURCHASED US TREASURY BILL	03/15/2012	98,000.00	99.9962	(97,996.26)
2010 BOND FUND	02/21/2012	02/21/2012	PURCHASE	9127955D9	PURCHASED US TREASURY BILL	03/15/2012	98,000.00	99.9983	(97,998.37)
2010 BOND FUND	03/15/2012	03/15/2012	SALE	9127955D9	MATURED US TREASURY BILL	03/15/2012	491,000.00	100.0000	490,971.26
2010 BOND FUND	03/15/2012	03/15/2012	INCOME	9127955D9	CASH RECEIPT OF INTEREST US TREASURY BILL				28.74
2010 BOND FUND	03/20/2012	03/20/2012	PURCHASE	9127954B4	PURCHASED US TREASURY BILL	07/26/2012	98,000.00	99.9662	(97,966.89)
2011 BOND FUND	01/20/2012	01/20/2012	PURCHASE	9127955D9	PURCHASED US TREASURY BILL	03/15/2012	69,000.00	99.9962	(68,997.36)
2011 BOND FUND	02/21/2012	02/21/2012	PURCHASE	9127955D9	PURCHASED US TREASURY BILL	03/15/2012	69,000.00	99.9983	(68,998.85)
2011 BOND FUND	03/15/2012	03/15/2012	SALE	9127955D9	MATURED US TREASURY BILL	03/15/2012	345,000.00	100.0000	344,979.84
2011 BOND FUND	03/15/2012	03/15/2012	INCOME	9127955D9	CASH RECEIPT OF INTEREST US TREASURY BILL				20.16
2011 BOND FUND	03/20/2012	03/20/2012	PURCHASE	9127956H9	PURCHASED US TREASURY BILL	09/13/2012	69,000.00	99.9275	(68,949.96)

ONONDAGA COUNTY WATER AUTHORITY

QUARTERLY INVESTMENT REPORT

PERIOD ENDING JUNE 30, 2012

ONONDAGA COUNTY WATER AUTHORITY
INVESTMENT REPORT
 FOR THE PERIOD ENDED June 30, 2012

List of Individual Securities Held at the End of the Reporting Period by Maturity Date

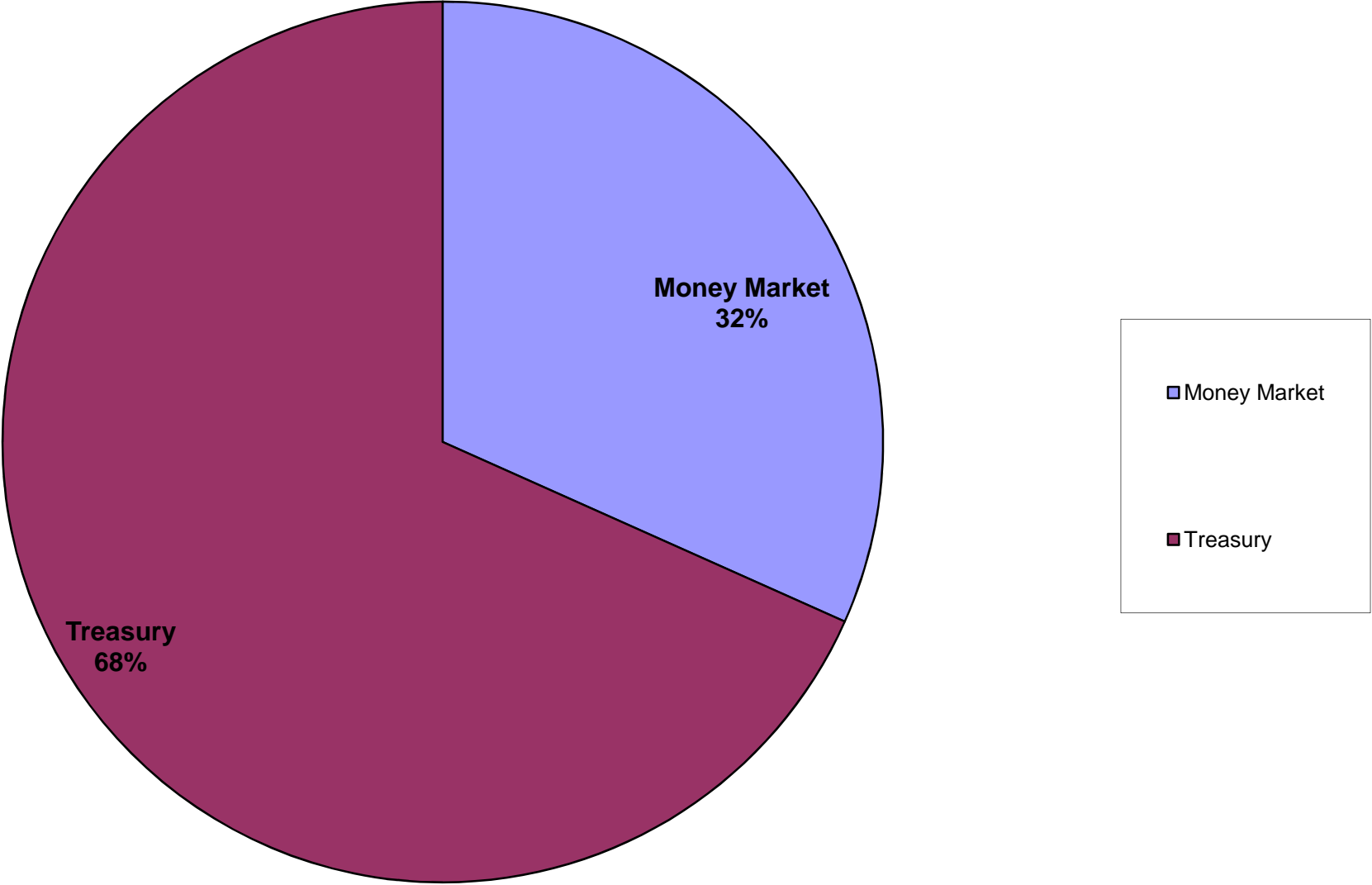
Cash								
Account	Type	Cusip	Description		Yield	Mkt Value	Orig Cost	
General Authority Fund	Money Market	97181C308	WILMINGTON PRIME MMKT FUND		0.04	304,578.44	304,578.44	
Renewal & Replacement Fund	Money Market	97181C308	WILMINGTON PRIME MMKT FUND		0.04	1,535,360.29	1,535,360.29	
2005 Bond Reserve Fund	Money Market	97181C480	WILMINGTON US TREAS MMKT FUND		0.01	1,338.68	1,338.68	
2010 Bond Reserve Fund	Money Market	97181C480	WILMINGTON US TREAS MMKT FUND		0.01	653.96	653.96	
2008 Bond Reserve Fund	Money Market	97181C480	WILMINGTON US TREAS MMKT FUND		0.01	782.66	782.66	
2009 Bond Reserve Fund	Money Market	60934N872	FEDERATED TREASURY OBLIGATION FUND #398		0.01	1,931.93	1,931.93	
2011 Bond Reserve Fund	Money Market	97181C480	WILMINGTON US TREAS MMKT FUND		0.01	293.82	293.82	
2010 Bond Fund	Money Market	97181C480	WILMINGTON US TREAS MMKT FUND		0.01	1,551.46	1,551.46	
2005 Bond Fund	Money Market	97181C480	WILMINGTON US TREAS MMKT FUND		0.01	2,469.00	2,469.00	
2008 EFC Bond Fund	Money Market	97181C480	WILMINGTON US TREAS MMKT FUND		0.01	2,834.21	2,834.21	
2009 EFC Bond Fund	Money Market	60934N872	FEDERATED TREASURY OBLIGATION FUND #398		0.01	361,248.57	361,248.57	
2011 Bond Fund	Money Market	97181C480	WILMINGTON US TREAS MMKT FUND		0.01	1,128.77	1,128.77	
2010 Construction Fund	Money Market	97181C480	WILMINGTON US TREAS MMKT FUND		0.01	439.93	439.93	
2011 Construction Fund	Money Market	97181C480	WILMINGTON US TREAS MMKT FUND		0.01	3,256,794.35	3,256,794.35	
General Revenue Fund	Money Market	97181C480	WILMINGTON US TREAS MMKT FUND		0.01	3,018,230.78	3,018,230.78	
						8,489,636.85	8,489,636.85	
Fixed Income								
Account		Cusip	Description	Notional	Maturity	Yield	Mkt Value	Orig Cost
2011 Construction Fund	US Treasury	9127954B4	US TREASURY BILLS	1,000,000.00	07/26/2012	0.070	999,970.00	999,450.21
2011 Construction Fund	US Treasury	9127956A4	US TREASURY BILLS	2,000,000.00	08/09/2012	0.090	1,999,900.00	1,999,552.92
2011 Construction Fund	US Treasury	9127955C1	US TREASURY BILLS	1,000,000.00	09/20/2012	0.100	999,840.00	999,099.82
2011 Construction Fund	US Treasury	9127955G2	US TREASURY BILLS	1,000,000.00	10/18/2012	0.100	999,680.00	999,089.32
2011 Construction Fund	US Treasury	9127955L1	US TREASURY BILLS	1,000,000.00	11/15/2012	0.110	999,570.00	998,903.12
Renewal & Replacement Fund	US Treasury	9127956A4	US TREASURY BILLS	750,000.00	08/09/2012	0.090	749,962.50	749,832.35
Renewal & Replacement Fund	US Treasury	9127955L1	US TREASURY BILLS	750,000.00	11/15/2012	0.150	749,677.50	749,435.36
General Authority Fund	US Treasury	9127956C0	US TREASURY BILLS	1,500,000.00	08/30/2012	0.070	1,499,880.00	1,499,763.50
General Authority Fund	US Treasury	9127956U0	US TREASURY BILLS	1,500,000.00	11/29/2012	0.120	1,499,190.00	1,499,133.43
2005 Bond Fund	US Treasury	9127954B4	US TREASURY BILLS	84,000.00	07/26/2012	0.100	83,997.48	83,971.63
2005 Bond Fund	US Treasury	9127956C0	US TREASURY BILLS	83,000.00	08/30/2012	0.080	82,993.36	82,982.13
2005 Bond Fund	US Treasury	9127956H9	US TREASURY BILLS	477,000.00	09/13/2012	0.100	476,923.68	476,826.56
2005 Bond Reserve Fund	US Treasury	9127956H9	US TREASURY BILLS	1,065,000.00	09/13/2012	0.120	1,064,829.60	1,064,584.95
2008 EFC Bond Fund	US Treasury	9127956C0	US TREASURY BILLS	75,000.00	08/30/2012	0.140	74,994.00	74,953.82
2008 EFC Bond Fund	US Treasury	9127956G1	US TREASURY BILLS	75,000.00	09/06/2012	0.090	74,991.00	74,980.49
2008 EFC Bond Fund	US Treasury	9127956J5	US TREASURY BILLS	75,000.00	09/27/2012	0.080	74,984.25	74,983.05
2008 EFC Bond Fund	US Treasury	9127956H9	US TREASURY BILLS	255,000.00	09/13/2012	0.100	254,959.20	254,896.58
2008 Bond Reserve Fund	US Treasury	9127956J5	US TREASURY BILLS	1,319,000.00	09/27/2012	0.120	1,318,723.01	1,318,426.97
2009 Bond Reserve Fund	US Treasury	9127955Q0	US TREASURY BILLS	2,079,000.00	12/13/2012	0.140	2,077,648.65	2,077,594.51
2010 Bond Fund	US Treasury	9127954B4	US TREASURY BILLS	98,000.00	07/26/2012	0.100	97,997.06	97,966.89
2010 Bond Fund	US Treasury	9127956C0	US TREASURY BILLS	98,000.00	08/30/2012	0.080	97,992.16	97,978.90
2010 Bond Fund	US Treasury	9127956H9	US TREASURY BILLS	695,000.00	09/13/2012	0.100	694,888.80	694,741.76
2010 Bond Reserve Fund	US Treasury	9127956H9	US TREASURY BILLS	590,000.00	09/13/2012	0.120	589,905.60	589,770.07
2011 Bond Fund	US Treasury	9127956C0	US TREASURY BILLS	69,000.00	08/30/2012	0.080	68,994.48	68,985.15
2011 Bond Fund	US Treasury	9127956H9	US TREASURY BILLS	231,000.00	09/13/2012	0.110	230,963.04	230,900.90
2011 Bond Reserve Fund	US Treasury	9127956H9	US TREASURY BILLS	445,000.00	09/13/2012	0.120	444,928.80	444,826.57
				18,313,000.00			18,308,384.17	18,303,630.96
							26,798,021.02	26,793,267.81

Performance

Portfolio Average Weighted Yield to Maturity	0.078%
3 Month U.S. Treasury Bill	0.090%
WILMINGTON US TREAS MMKT FUND	0.01%

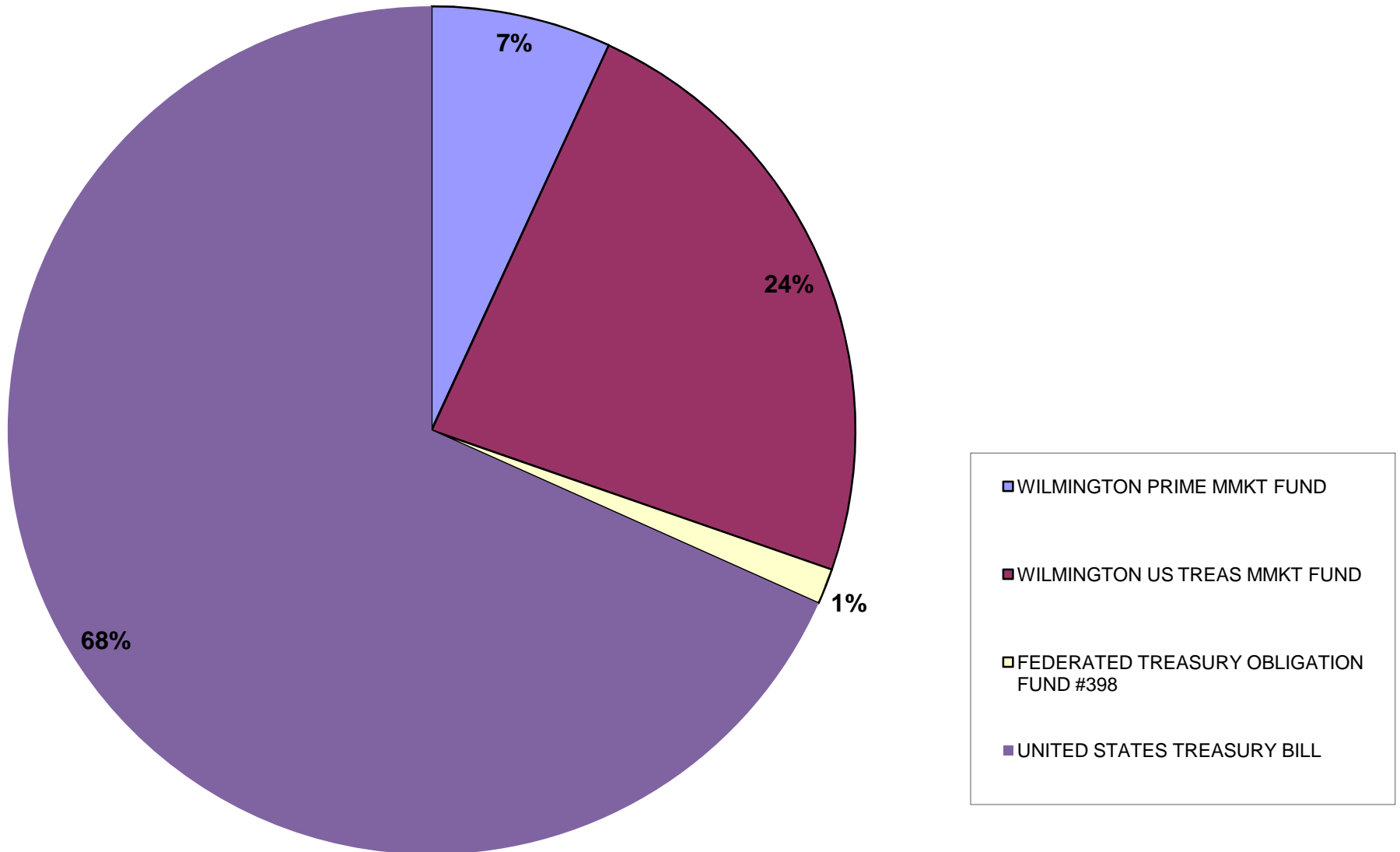
ONONDAGA COUNTY WATER AUTHORITY

Percent of Total Portfolio by Investment Type



ONONDAGA COUNTY WATER AUTHORITY

Percent of Total Portfolio by Issuer



**ONONDAGA COUNTY WATER AUTHORITY
INVESTMENT REPORT
FOR THE PERIOD ENDED June 30, 2012**

TRADING ACTIVITY

RENEWAL & REPLACEMENT	05/14/2012	05/14/2012 PURCHASE	9127956A4	PURCHASED US TREASURY BILL	08/09/2012	750,000.00	99.9776	(749,832.35)
RENEWAL & REPLACEMENT	05/14/2012	05/14/2012 PURCHASE	9127955L1	PURCHASED US TREASURY BILL	11/15/2012	750,000.00	99.9247	(749,435.36)
GENERAL AUTHORITY FUND	06/04/2012	06/05/2012 PURCHASE	9127956U0	PURCHASED US TREASURY BILL	11/29/2012	1,500,000.00	99.9422	(1,499,133.43)
GENERAL AUTHORITY FUND	06/04/2012	06/05/2012 PURCHASE	9127956C0	PURCHASED US TREASURY BILL	08/30/2012	1,500,000.00	66.9842	(1,499,763.50)
2011 CONSTRUCTION FUND	04/26/2012	04/26/2012 SALE	9127955K3	MATURED US TREASURY BILL	04/26/2012	1,000,000.00	100.0000	999,704.25
2011 CONSTRUCTION FUND	04/26/2012	04/26/2012 INCOME	9127955K3	CASH RECEIPT OF INTEREST US TREASURY BILL				295.75
2011 CONSTRUCTION FUND	05/14/2012	05/14/2012 PURCHASE	9127955S6	PURCHASED US TREASURY BILL	06/14/2012	1,000,000.00	99.9938	(999,937.57)
2011 CONSTRUCTION FUND	05/14/2012	05/14/2012 PURCHASE	9127956A4	PURCHASED US TREASURY BILL	08/09/2012	2,000,000.00	99.9776	(1,999,552.92)
2011 CONSTRUCTION FUND	06/14/2012	06/14/2012 SALE	9127955S6	MATURED US TREASURY BILL	06/14/2012	1,000,000.00	100.0000	999,937.57
2011 CONSTRUCTION FUND	06/14/2012	06/14/2012 INCOME	9127955S6	CASH RECEIPT OF INTEREST US TREASURY BILL				62.43
2005 BOND FUND	04/20/2012	04/20/2012 PURCHASE	9127956H9	PURCHASED US TREASURY BILL	09/13/2012	394,000.00	99.9594	(393,840.21)
2005 BOND FUND	05/22/2012	05/22/2012 PURCHASE	9127956C0	PURCHASED US TREASURY BILL	08/30/2012	83,000.00	99.9785	(82,982.13)
2005 BOND FUND	06/21/2012	06/21/2012 PURCHASE	9127956H9	PURCHASED US TREASURY BILL	09/13/2012	83,000.00	99.9836	(82,986.35)
2005 BOND RESERVE	05/14/2012	05/14/2012 PURCHASE	9127956H9	PURCHASED US TREASURY BILL	09/13/2012	1,065,000.00	99.9610	(1,064,584.95)
2008 EFC BOND FUND	04/20/2012	04/20/2012 PURCHASE	9127956H9	PURCHASED US TREASURY BILL	09/13/2012	361,000.00	99.9594	(360,853.59)
2008 EFC BOND FUND	05/22/2012	05/22/2012 PURCHASE	9127956G1	PURCHASED US TREASURY BILL	09/06/2012	75,000.00	99.9740	(74,980.49)
2008 EFC BOND FUND	06/21/2012	06/21/2012 PURCHASE	9127956J5	PURCHASED US TREASURY BILL	09/27/2012	75,000.00	99.9774	(74,983.05)
2008 EFC BOND FUND	04/23/2012	04/23/2012 SALE	9127956H9	MATURED US TREASURY BILL	09/13/2012	106,000.00	100.0000	105,957.01
2008 EFC BOND FUND	04/23/2012	04/23/2012 INCOME	9127956H9	CASH RECEIPT OF INTEREST US TREASURY BILL				1.94
2008 BOND RESERVE	05/14/2012	05/14/2012 PURCHASE	9127956J5	PURCHASED US TREASURY BILL	09/27/2012	1,319,000.00	99.9566	(1,318,426.97)
2009 EFC BOND FUND	04/20/2012	04/20/2012 PURCHASE	9127955S6	PURCHASED US TREASURY BILL	06/14/2012	358,000.00	99.9924	(357,972.65)
2009 EFC BOND FUND	04/26/2012	04/26/2012 SALE	9127955K3	MATURED US TREASURY BILL	04/26/2012	176,000.00	100.0000	175,986.43
2009 EFC BOND FUND	04/26/2012	04/26/2012 INCOME	9127955K3	CASH RECEIPT OF INTEREST US TREASURY BILL				13.57
2009 EFC BOND FUND	05/22/2012	05/22/2012 PURCHASE	9127955S6	PURCHASED US TREASURY BILL	06/14/2012	176,000.00	99.9968	(175,994.38)
2009 EFC BOND FUND	06/07/2012	06/07/2012 SALE	9127955R8	MATURED US TREASURY BILL	06/07/2012	176,000.00	100.0000	175,966.02
2009 EFC BOND FUND	06/07/2012	06/07/2012 INCOME	9127955R8	CASH RECEIPT OF INTEREST US TREASURY BILL				33.98
2009 EFC BOND FUND	06/14/2012	06/14/2012 SALE	9127955S6	MATURED US TREASURY BILL	06/14/2012	887,000.00	100.0000	886,905.44
2009 EFC BOND FUND	06/14/2012	06/14/2012 INCOME	9127955S6	CASH RECEIPT OF INTEREST US TREASURY BILL				94.56
2009 BOND RESERVE	06/19/2012	06/19/2012 PURCHASE	9127955Q0	PURCHASED US TREASURY BILL	12/13/2012	2,079,000.00	99.9324	(2,077,594.51)
2010 BOND FUND	04/20/2012	04/20/2012 PURCHASE	9127956H9	PURCHASED US TREASURY BILL	09/13/2012	597,000.00	99.9594	(596,757.88)
2010 BOND FUND	05/22/2012	05/22/2012 PURCHASE	9127956C0	PURCHASED US TREASURY BILL	08/30/2012	98,000.00	99.9785	(97,978.90)
2010 BOND FUND	06/21/2012	06/21/2012 PURCHASE	9127956H9	PURCHASED US TREASURY BILL	09/13/2012	98,000.00	99.9836	(97,983.88)
2010 BOND RESERVE	05/14/2012	05/14/2012 PURCHASE	9127956H9	PURCHASED US TREASURY BILL	09/13/2012	590,000.00	99.9610	(589,770.07)
2011 BOND FUND	04/20/2012	04/20/2012 PURCHASE	9127956H9	PURCHASED US TREASURY BILL	09/13/2012	93,000.00	99.9594	(92,962.29)
2011 BOND FUND	05/22/2012	05/22/2012 PURCHASE	9127956C0	PURCHASED US TREASURY BILL	08/30/2012	69,000.00	99.9785	(68,985.15)
2011 BOND FUND	06/21/2012	06/21/2012 PURCHASE	9127956H9	PURCHASED US TREASURY BILL	09/13/2012	69,000.00	99.9836	(68,988.65)
2011 BOND RESERVE	5/14/2012	5/14/2012 PURCHASE	9127956H9	PURCHASED US TREASURY BILL	09/13/2012	445,000.00	99.9610	(444,826.57)

ONONDAGA COUNTY WATER AUTHORITY

QUARTERLY INVESTMENT REPORT

PERIOD ENDING SEPTEMBER 30, 2012

ONONDAGA COUNTY WATER AUTHORITY
INVESTMENT REPORT
FOR THE PERIOD ENDED September 31, 2012

List of Individual Securities Held at the End of the Reporting Period by Maturity Date

Cash							
Account	Type	Cusip	Description	Yield	Mkt Value	Orig Cost	
General Authority Fund	Money Market	97181C308	WILMINGTON PRIME MMKT FUND	0.03	1,778,409.92	1,778,409.92	
Renewal & Replacement Fund	Money Market	97181C308	WILMINGTON PRIME MMKT FUND	0.03	2,290,689.94	2,290,689.94	
2005 Bond Reserve Fund	Money Market	97181C480	WILMINGTON US TREAS MMKT FUND	0.01	935.64	935.64	
2010 Bond Reserve Fund	Money Market	97181C480	WILMINGTON US TREAS MMKT FUND	0.01	984.36	984.36	
2008 Bond Reserve Fund	Money Market	97181C480	WILMINGTON US TREAS MMKT FUND	0.01	1,319,782.66	1,319,782.66	
2009 Bond Reserve Fund	Money Market	60934N872	FEDERATED TREASURY OBLIGATION FUND #398	0.01	1,944.66	1,944.66	
2011 Bond Reserve Fund	Money Market	97181C480	WILMINGTON US TREAS MMKT FUND	0.01	357.23	357.23	
2010 Bond Fund	Money Market	97181C480	WILMINGTON US TREAS MMKT FUND	0.01	1,676.29	1,679.29	
2005 Bond Fund	Money Market	97181C480	WILMINGTON US TREAS MMKT FUND	0.01	991.84	991.84	
2008 EFC Bond Fund	Money Market	97181C480	WILMINGTON US TREAS MMKT FUND	0.01	709,413.24	709,413.24	
2009 EFC Bond Fund	Money Market	60934N872	FEDERATED TREASURY OBLIGATION FUND #398	0.01	362,556.60	362,556.60	
2011 Bond Fund	Money Market	97181C480	WILMINGTON US TREAS MMKT FUND	0.01	48,509.15	48,509.15	
2011 Construction Fund	Money Market	97181C480	WILMINGTON US TREAS MMKT FUND	0.01	3,598,799.18	3,598,799.18	
General Revenue Fund	Money Market	97181C480	WILMINGTON US TREAS MMKT FUND	0.01	3,815,842.21	3,815,842.21	
					13,930,892.92	13,930,895.92	

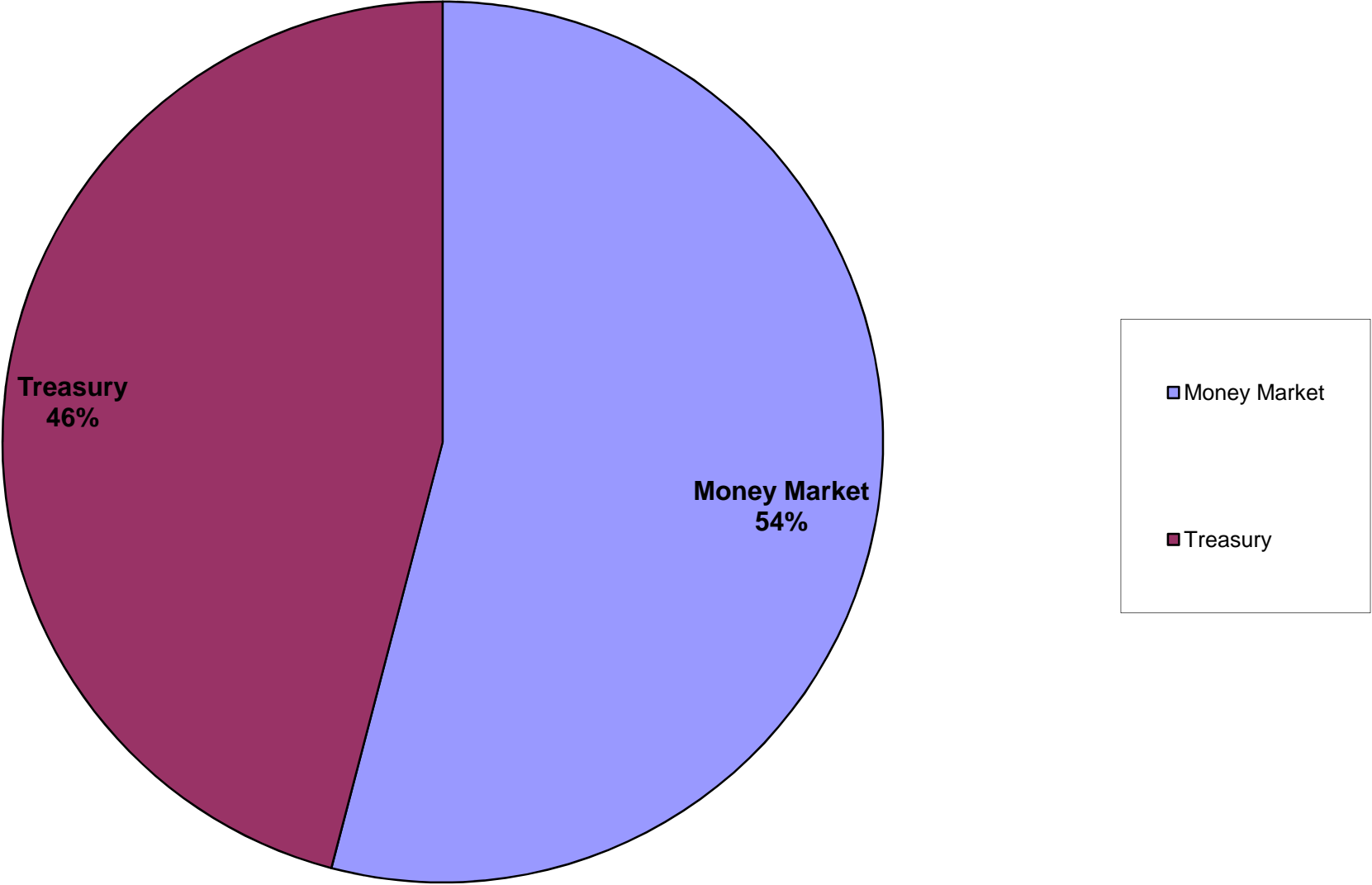
Fixed Income								
Account		Cusip	Description	Notional	Maturity	Yield	Mkt Value	Orig Cost
2011 Construction Fund	US Treasury	9127956M8	US TREASURY BILLS	1,000,000.00	10/11/2012	0.070	999,990.00	999,903.33
2011 Construction Fund	US Treasury	9127955G2	US TREASURY BILLS	1,000,000.00	10/18/2012	0.100	999,970.00	999,089.32
2011 Construction Fund	US Treasury	9127955L1	US TREASURY BILLS	2,000,000.00	11/15/2012	0.100	1,999,820.00	1,998,724.44
2011 Construction Fund	US Treasury	9127955Q0	US TREASURY BILLS	1,000,000.00	12/13/2012	0.100	999,830.00	999,699.38
Renewal & Replacement Fund	US Treasury	9127955L1	US TREASURY BILLS	750,000.00	11/15/2012	0.150	749,932.50	749,435.36
General Authority Fund	US Treasury	9127956U0	US TREASURY BILLS	1,500,000.00	11/29/2012	0.120	1,499,850.00	1,499,133.43
2005 Bond Fund	US Treasury	9127957L9	US TREASURY BILLS	88,000.00	03/14/2013	0.120	87,947.20	87,948.67
2005 Bond Reserve Fund	US Treasury	9127957L9	US TREASURY BILLS	1,066,000.00	03/14/2013	0.120	1,065,360.40	1,065,403.04
2009 Bond Reserve Fund	US Treasury	9127955Q0	US TREASURY BILLS	2,079,000.00	12/13/2012	0.140	2,078,646.57	2,077,594.51
2009 Bond Fund	US Treasury	9127955Q0	US TREASURY BILLS	160,000.00	12/13/2012	0.100	159,972.80	159,972.80
2010 Bond Fund	US Treasury	9127957L9	US TREASURY BILLS	98,000.00	03/14/2013	0.120	97,941.20	97,942.83
2010 Bond Reserve Fund	US Treasury	9127957L9	US TREASURY BILLS	590,000.00	03/14/2013	0.120	589,646.00	589,669.60
2011 Bond Fund	US Treasury	9127957L9	US TREASURY BILLS	65,000.00	03/14/2013	0.120	64,961.00	64,962.08
2011 Bond Reserve Fund	US Treasury	9127957L9	US TREASURY BILLS	445,000.00	03/14/2013	0.120	444,733.00	444,750.80
				11,841,000.00			11,838,600.67	11,834,229.59
							25,769,493.59	25,765,125.51

Performance

Portfolio Average Weighted Yield to Maturity	0.061%
3 Month U.S. Treasury Bill	0.100%
WILMINGTON US TREAS MMKT FUND	0.01%

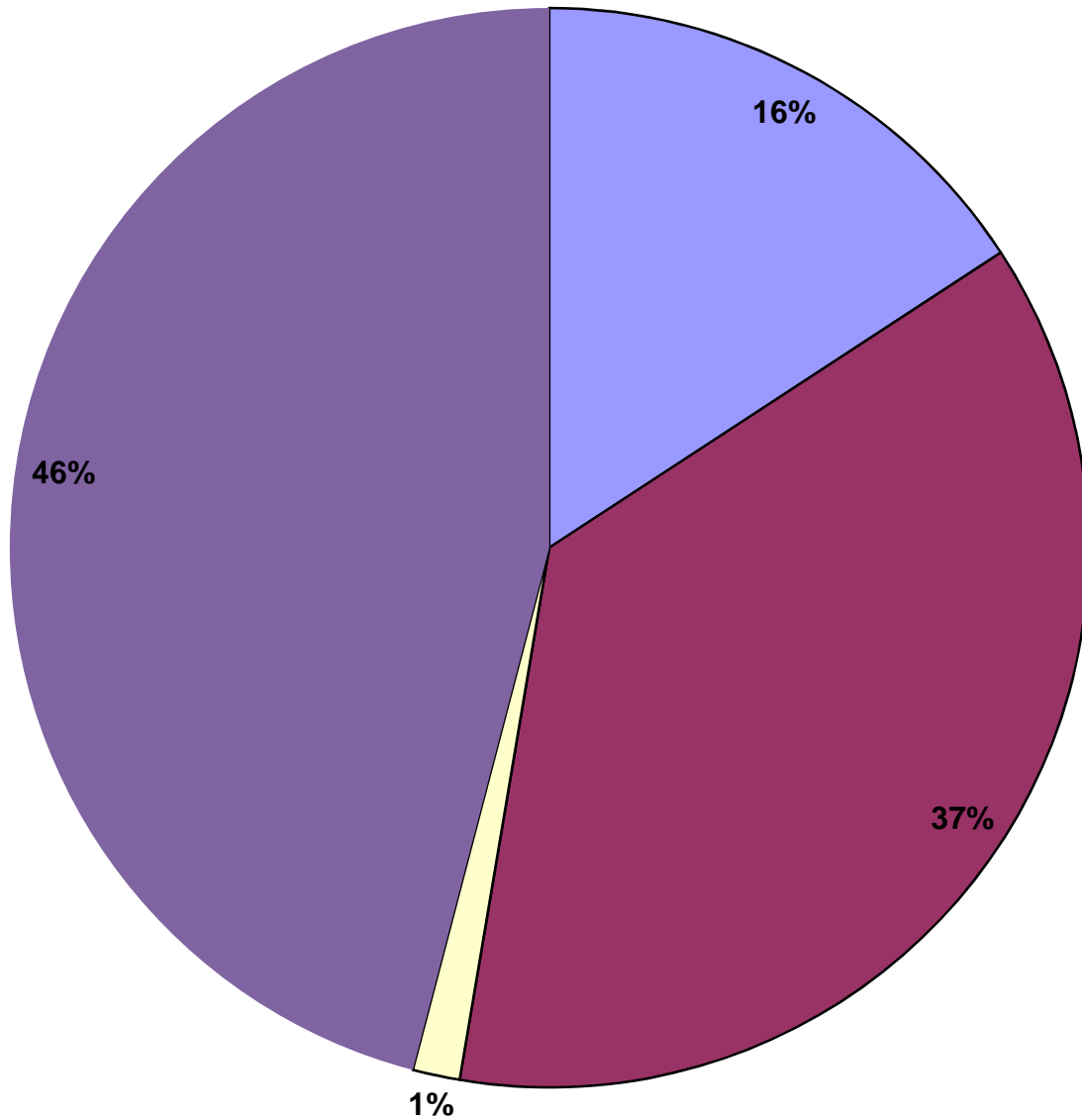
ONONDAGA COUNTY WATER AUTHORITY

Percent of Total Portfolio by Investment Type



ONONDAGA COUNTY WATER AUTHORITY

Percent of Total Portfolio by Issuer



**ONONDAGA COUNTY WATER AUTHORITY
INVESTMENT REPORT
FOR THE PERIOD ENDED September 31, 2012**

TRADING ACTIVITY

RENEWAL & REPLACEMENT	08/09/2012	08/09/2012 SALE	9127956A4	MATURED US TREASURY BILL	08/09/2012	750,000.00	100.0000	749,832.35
RENEWAL & REPLACEMENT	08/09/2012	08/09/2012 INCOME	9127956A4	CASH RECEIPT OF INTEREST US TREASURY BILL				167.65
GENERAL AUTHORITY FUND	08/30/2012	08/30/2012 SALE	9127956C0	MATURED US TREASURY BILL	08/30/2012	1,500,000.00	100.0000	1,499,763.50
GENERAL AUTHORITY FUND	08/30/2012	08/30/2012 INCOME	9127956C0	CASH RECEIPT OF INTEREST US TREASURY BILL				236.50
2011 CONSTRUCTION FUND	07/26/2012	07/26/2012 SALE	9127954B4	MATURED US TREASURY BILL	07/26/2012	1,000,000.00	100.0000	999,450.21
2011 CONSTRUCTION FUND	07/26/2012	07/26/2012 INCOME	9127954B4	CASH RECEIPT OF INTEREST US TREASURY BILL				549.79
2011 CONSTRUCTION FUND	08/09/2012	08/09/2012 SALE	9127956A4	MATURED US TREASURY BILL	08/09/2012	2,000,000.00	100.0000	1,999,552.92
2011 CONSTRUCTION FUND	08/09/2012	08/09/2012 INCOME	9127956A4	CASH RECEIPT OF INTEREST US TREASURY BILL				447.08
2011 CONSTRUCTION FUND	08/24/2012	08/24/2012 PURCHASE	9127956M8	PURCHASED US TREASURY BILL	10/11/2012	1,000,000.00	99.9903	(999,903.33)
2011 CONSTRUCTION FUND	08/24/2012	08/24/2012 PURCHASE	9127955L1	PURCHASED US TREASURY BILL	11/15/2012	1,000,000.00	99.9821	(999,821.32)
2011 CONSTRUCTION FUND	08/24/2012	08/24/2012 PURCHASE	9127955Q0	PURCHASED US TREASURY BILL	12/13/2012	1,000,000.00	99.9699	(999,699.38)
2011 CONSTRUCTION FUND	09/20/2012	09/20/2012 SALE	9127955C1	MATURED US TREASURY BILL	09/20/2012	1,000,000.00	100.0000	999,099.82
2011 CONSTRUCTION FUND	09/20/2012	09/20/2012 INCOME	9127955C1	CASH RECEIPT OF INTEREST US TREASURY BILL				900.18
2005 BOND FUND	07/23/2012	07/23/2012 PURCHASE	9127956H9	PURCHASED US TREASURY BILL	09/13/2012	83,000.00	99.9904	(82,992.03)
2005 BOND FUND	07/26/2012	07/26/2012 SALE	9127954B4	MATURED US TREASURY BILL	07/26/2012	84,000.00	100.0000	83,971.63
2005 BOND FUND	07/26/2012	07/26/2012 INCOME	9127954B4	CASH RECEIPT OF INTEREST US TREASURY BILL				28.37
2005 BOND FUND	08/20/2012	08/20/2012 PURCHASE	9127956H9	PURCHASED US TREASURY BILL	09/13/2012	83,000.00	99.9939	(82,994.94)
2005 BOND FUND	08/30/2012	08/30/2012 SALE	9127956C0	MATURED US TREASURY BILL	08/30/2012	83,000.00	100.0000	82,982.13
2005 BOND FUND	08/30/2012	08/30/2012 INCOME	9127956C0	CASH RECEIPT OF INTEREST US TREASURY BILL				17.87
2005 BOND FUND	09/13/2012	09/13/2012 SALE	9127956H9	MATURED US TREASURY BILL	09/13/2012	643,000.00	100.0000	642,813.53
2005 BOND FUND	09/13/2012	09/13/2012 INCOME	9127956H9	CASH RECEIPT OF INTEREST US TREASURY BILL				186.47
2005 BOND FUND	09/20/2012	09/20/2012 PURCHASE	9127957L9	PURCHASED US TREASURY BILL	03/14/2013	88,000.00	99.9417	(87,948.67)
2005 BOND RESERVE	09/13/2012	09/13/2012 SALE	9127956H9	MATURED US TREASURY BILL	09/13/2012	1,065,000.00	100.0000	1,064,584.95
2005 BOND RESERVE	09/13/2012	09/13/2012 INCOME	9127956H9	CASH RECEIPT OF INTEREST US TREASURY BILL				415.05
2005 BOND RESERVE	09/27/2012	09/27/2012 PURCHASE	9127957L9	PURCHASED US TREASURY BILL	03/14/2012	1,066,000.00	99.9440	(1,065,403.04)
2008 EFC BOND FUND	07/23/2012	07/23/2012 PURCHASE	9127956J5	PURCHASED US TREASURY BILL	09/27/2012	75,000.00	99.9867	(74,990.03)
2008 EFC BOND FUND	08/20/2012	08/20/2012 PURCHASE	9127956J5	PURCHASED US TREASURY BILL	09/27/2012	75,000.00	99.9921	(74,994.06)
2008 EFC BOND FUND	08/30/2012	08/30/2012 SALE	9127956C0	MATURED US TREASURY BILL	08/30/2012	75,000.00	100.0000	74,953.82
2008 EFC BOND FUND	08/30/2012	08/30/2012 INCOME	9127956C0	CASH RECEIPT OF INTEREST US TREASURY BILL				46.18
2008 EFC BOND FUND	09/06/2012	09/06/2012 SALE	9127956G1	MATURED US TREASURY BILL	09/06/2012	75,000.00	100.0000	74,980.49
2008 EFC BOND FUND	09/06/2012	09/06/2012 INCOME	9127956G1	CASH RECEIPT OF INTEREST US TREASURY BILL				19.51
2008 EFC BOND FUND	09/13/2012	09/13/2012 SALE	9127956H9	MATURED US TREASURY BILL	09/13/2012	255,000.00	100.0000	254,896.58
2008 EFC BOND FUND	09/13/2012	09/13/2012 INCOME	9127956H9	CASH RECEIPT OF INTEREST US TREASURY BILL				103.42
2008 EFC BOND FUND	09/27/2012	09/27/2012 SALE	9127956J5	MATURED US TREASURY BILL	09/27/2012	225,000.00	100.0000	224,967.14
2008 EFC BOND FUND	09/27/2012	09/27/2012 INCOME	9127956J5	CASH RECEIPT OF INTEREST US TREASURY BILL				32.86
2008 BOND RESERVE	09/27/2012	09/27/2012 SALE	9127956J5	MATURED US TREASURY BILL	09/27/2012	1,319,000.00	100.0000	1,318,426.97
2008 BOND RESERVE	09/27/2012	09/27/2012 INCOME	9127956J5	CASH RECEIPT OF INTEREST US TREASURY BILL				573.03
2009 EFC BOND FUND	08/20/2012	08/20/2012 PURCHASE	9127955Q0	PURCHASED US TREASURY BILL	12/13/2012	30,000.00	99.9665	(29,989.94)
2009 EFC BOND FUND	09/20/2012	09/20/2012 PURCHASE	9127955Q0	PURCHASED US TREASURY BILL	12/13/2012	130,000.00	99.9788	(129,972.40)
2010 BOND FUND	07/23/2012	07/23/2012 PURCHASE	9127956H9	PURCHASED US TREASURY BILL	09/13/2012	98,000.00	99.9904	(97,990.59)
2010 BOND FUND	07/26/2012	07/26/2012 SALE	9127954B4	MATURED US TREASURY BILL	07/26/2012	98,000.00	100.0000	97,966.89
2010 BOND FUND	07/26/2012	07/26/2012 INCOME	9127954B4	CASH RECEIPT OF INTEREST US TREASURY BILL				33.11
2010 BOND FUND	08/20/2012	08/20/2012 PURCHASE	9127956H9	PURCHASED US TREASURY BILL	09/13/2012	98,000.00	99.9939	(97,994.02)
2010 BOND FUND	08/30/2012	08/30/2012 SALE	9127956C0	MATURED US TREASURY BILL	08/30/2012	98,000.00	100.0000	97,978.90
2010 BOND FUND	08/30/2012	08/30/2012 INCOME	9127956C0	CASH RECEIPT OF INTEREST US TREASURY BILL				21.10
2010 BOND FUND	09/13/2012	09/13/2012 SALE	9127956H9	MATURED US TREASURY BILL	09/13/2012	891,000.00	100.0000	890,726.37
2010 BOND FUND	09/13/2012	09/13/2012 INCOME	9127956H9	CASH RECEIPT OF INTEREST US TREASURY BILL				273.63
2010 BOND FUND	09/20/2012	09/20/2012 PURCHASE	9127957L9	PURCHASED US TREASURY BILL	03/14/2013	98,000.00	99.9417	(97,942.83)
2010 BOND RESERVE	09/13/2012	09/13/2012 SALE	9127956H9	MATURED US TREASURY BILL	09/13/2012	590,000.00	100.0000	589,770.07
2010 BOND RESERVE	09/13/2012	09/13/2012 INCOME	9127956H9	CASH RECEIPT OF INTEREST US TREASURY BILL				229.93
2010 BOND RESERVE	09/27/2012	09/27/2012 PURCHASE	9127957L9	PURCHASED US TREASURY BILL	03/14/2013	590,000.00	99.9440	(589,669.60)
2011 BOND FUND	07/23/2012	07/23/2012 PURCHASE	9127956H9	PURCHASED US TREASURY BILL	09/13/2012	69,000.00	99.9904	(68,993.37)
2011 BOND FUND	08/20/2012	08/20/2012 PURCHASE	9127956H9	PURCHASED US TREASURY BILL	09/13/2012	69,000.00	99.9939	(68,995.79)
2011 BOND FUND	08/30/2012	08/30/2012 SALE	9127956C0	MATURED US TREASURY BILL	08/30/2012	69,000.00	100.0000	68,985.15
2011 BOND FUND	08/30/2012	08/30/2012 INCOME	9127956C0	CASH RECEIPT OF INTEREST US TREASURY BILL				14.85
2011 BOND FUND	09/13/2012	09/13/2012 SALE	9127956H9	MATURED US TREASURY BILL	09/13/2012	369,000.00	100.0000	368,890.06
2011 BOND FUND	09/13/2012	09/13/2012 INCOME	9127956H9	CASH RECEIPT OF INTEREST US TREASURY BILL				109.94
2011 BOND FUND	09/20/2012	09/20/2012 PURCHASE	9127957L9	PURCHASED US TREASURY BILL	03/14/2013	65,000.00	99.9417	(64,962.08)
2011 BOND RESERVE	09/13/2012	09/13/2012 SALE	9127956H9	MATURED US TREASURY BILL	09/13/2012	445,000.00	100.0000	444,826.57
2011 BOND RESERVE	09/13/2012	09/13/2012 INCOME	9127956H9	CASH RECEIPT OF INTEREST US TREASURY BILL				173.43
2011 BOND RESERVE	09/27/2012	09/27/2012 PURCHASE	9127957L9	PURCHASED US TREASURY BILL	03/14/2013	445,000.00	99.9440	(444,750.80)

ONONDAGA COUNTY WATER AUTHORITY

QUARTERLY INVESTMENT REPORT

PERIOD ENDING DECEMBER 31, 2012

ONONDAGA COUNTY WATER AUTHORITY
INVESTMENT REPORT
FOR THE PERIOD ENDED December 31, 2012

List of Individual Securities Held at the End of the Reporting Period by Maturity Date

Cash							
Account	Type	Cusip	Description	Yield	Mkt Value	Orig Cost	
General Authority Fund	Money Market	97181C308	WILMINGTON PRIME MMKT FUND	0.03	761,044.27	761,044.27	
Renewal & Replacement Fund	Money Market	97181C308	WILMINGTON PRIME MMKT FUND	0.03	1,758,822.64	1,758,822.64	
2005 Bond Reserve Fund	Money Market	97181C480	WILMINGTON US TREAS MMKT FUND	0.01	2,977.47	2,977.47	
2010 Bond Reserve Fund	Money Market	97181C480	WILMINGTON US TREAS MMKT FUND	0.01	454.75	454.75	
2008 Bond Reserve Fund	Money Market	97181C480	WILMINGTON US TREAS MMKT FUND	0.01	309.66	309.66	
2009 Bond Reserve Fund	Money Market	60934N872	FEDERATED TREASURY OBLIGATION FUND #398	0.01	2,080,944.66	2,080,944.66	
2011 Bond Reserve Fund	Money Market	97181C480	WILMINGTON US TREAS MMKT FUND	0.01	143.63	143.63	
2010 Bond Fund	Money Market	97181C480	WILMINGTON US TREAS MMKT FUND	0.01	3,265.97	3,265.97	
2005 Bond Fund	Money Market	97181C480	WILMINGTON US TREAS MMKT FUND	0.01	3,079.25	3,079.25	
2008 EFC Bond Fund	Money Market	97181C480	WILMINGTON US TREAS MMKT FUND	0.01	2,059.41	2,059.41	
2009 EFC Bond Fund	Money Market	60934N872	FEDERATED TREASURY OBLIGATION FUND #398	0.01	190,869.04	190,869.04	
2011 Bond Fund	Money Market	97181C480	WILMINGTON US TREAS MMKT FUND	0.01	1,261.45	1,261.45	
2011 Construction Fund	Money Market	97181C480	WILMINGTON US TREAS MMKT FUND	0.01	6,413,295.58	6,413,295.58	
General Revenue Fund	Money Market	97181C480	WILMINGTON US TREAS MMKT FUND	0.01	3,631,706.29	3,631,706.29	
					14,850,234.07	14,850,234.07	

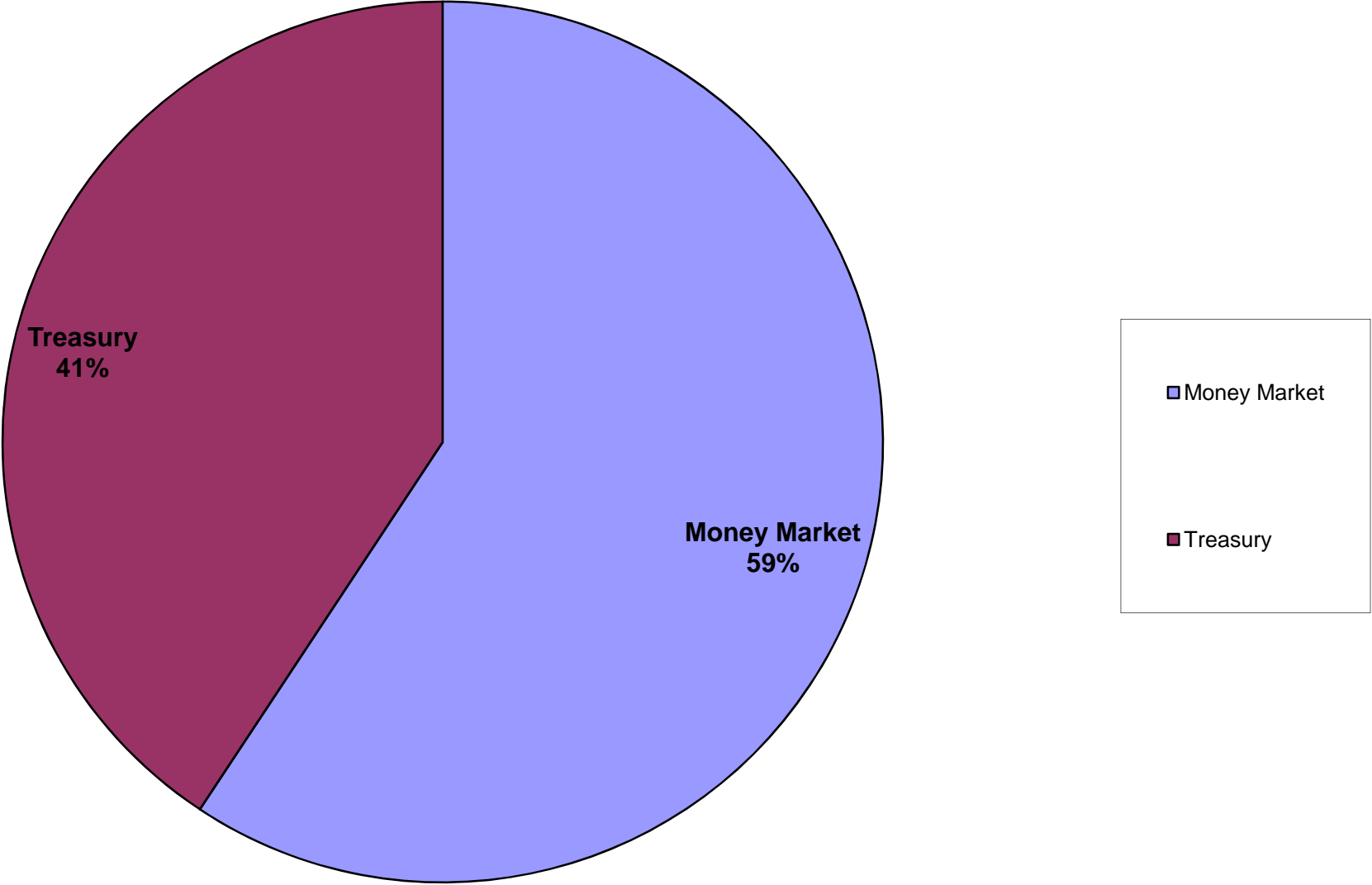
Fixed Income								
Account		Cusip	Description	Notional	Maturity	Yield	Mkt Value	Orig Cost
2011 Construction Fund	US Treasury	9127955V9	US TREASURY BILLS	1,500,000.00	01/10/2013	0.080	1,499,985.00	1,499,763.33
Renewal & Replacement Fund	US Treasury	9127955V9	US TREASURY BILLS	750,000.00	01/10/2013	0.080	749,992.50	749,881.67
General Authority Fund	US Treasury	912795Z95	US TREASURY BILLS	1,500,000.00	04/11/2013	0.140	1,499,730.00	1,499,088.75
General Authority Fund	US Treasury	9127956W6	US TREASURY BILLS	1,500,000.00	06/27/2013	0.140	1,499,190.00	1,498,401.69
2005 Bond Fund	US Treasury	9127957L9	US TREASURY BILLS	352,000.00	03/14/2013	0.100	351,975.36	351,869.74
2005 Bond Reserve Fund	US Treasury	9127957L9	US TREASURY BILLS	1,066,000.00	03/14/2013	0.120	1,065,925.38	1,065,403.04
2008 EFC Bond Fund	US Treasury	912795Z61	US TREASURY BILLS	322,000.00	03/28/2013	0.110	321,974.24	321,859.63
2008 EFC Bond Reserve Fund	US Treasury	912795Z61	US TREASURY BILLS	1,319,000.00	03/28/2013	0.140	1,318,894.48	1,318,240.84
2009 Bond Fund	US Treasury	912796AL3	US TREASURY BILLS	150,000.00	06/13/2013	0.100	149,929.50	149,930.73
2010 Bond Fund	US Treasury	9127957L9	US TREASURY BILLS	392,000.00	03/14/2013	0.100	391,972.56	391,854.95
2010 Bond Reserve Fund	US Treasury	9127957L9	US TREASURY BILLS	590,000.00	03/14/2013	0.120	589,958.70	589,669.60
2011 Bond Fund	US Treasury	9127957L9	US TREASURY BILLS	308,000.00	03/14/2013	0.100	307,978.44	307,879.85
2011 Bond Reserve Fund	US Treasury	9127957L9	US TREASURY BILLS	445,000.00	03/14/2013	0.120	444,968.85	444,750.80
				10,194,000.00			10,192,475.01	10,188,594.62
							25,042,709.08	25,038,828.69

Performance

Portfolio Average Weighted Yield to Maturity	0.056%
3 Month U.S. Treasury Bill	0.050%
WILMINGTON US TREAS MMKT FUND	0.01%

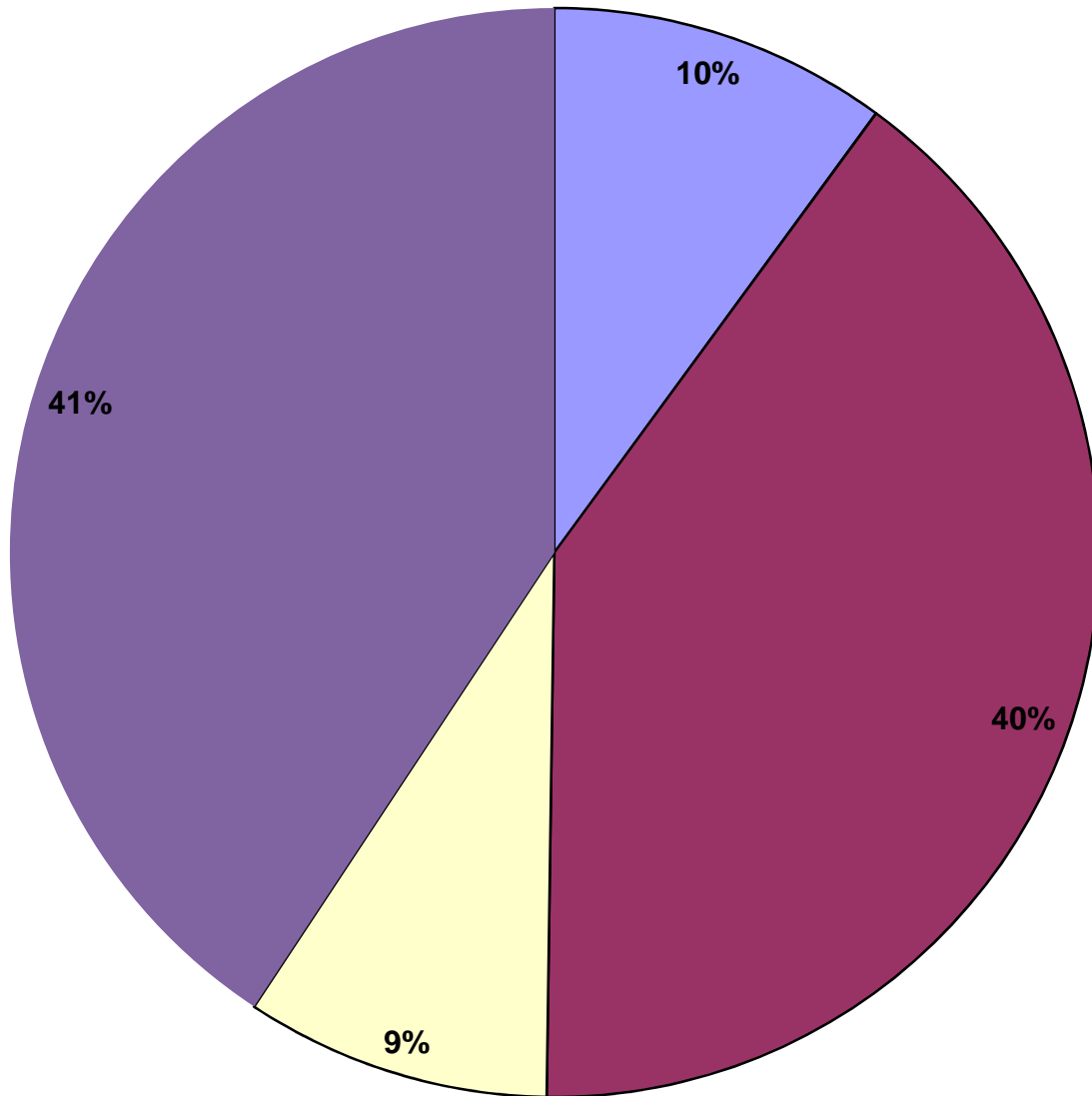
ONONDAGA COUNTY WATER AUTHORITY

Percent of Total Portfolio by Investment Type



ONONDAGA COUNTY WATER AUTHORITY

Percent of Total Portfolio by Issuer



**ONONDAGA COUNTY WATER AUTHORITY
INVESTMENT REPORT
FOR THE PERIOD ENDED DECEMBER 31, 2012**

TRADING ACTIVITY

RENEWAL & REPLACEMENT	10/31/2012	10/31/2012 PURCHASE	9127955V9	PURCHASED US TREASURY BILL	01/10/2013	750,000.00	99.9842	(749,881.67)
RENEWAL & REPLACEMENT	11/15/2012	11/15/2012 SALE	9127955L1	MATURED US TREASURY BILL	11/15/2012	750,000.00	100.0000	749,435.36
RENEWAL & REPLACEMENT	11/15/2012	11/15/2012 INCOME	9127955L1	CASH RECEIPT OF INTEREST US TREASURY BILL				564.64
GENERAL AUTHORITY FUND	10/31/2012	10/31/2012 PURCHASE	912795Z95	PURCHASED US TREASURY BILL	04/11/2013	1,500,000.00	99.9393	(1,499,088.75)
GENERAL AUTHORITY FUND	10/31/2012	10/31/2012 PURCHASE	9127956W6	PURCHASED US TREASURY BILL	06/27/2013	1,500,000.00	99.8934	(1,498,401.69)
GENERAL AUTHORITY FUND	11/29/2012	11/29/2012 SALE	9127956U0	MATURED US TREASURY BILL	11/29/2012	1,500,000.00	100.0000	1,499,133.42
GENERAL AUTHORITY FUND	11/29/2012	11/29/2012 INCOME	9127956U0	CASH RECEIPT OF INTEREST US TREASURY BILL				866.57
2011 CONSTRUCTION FUND	10/11/2012	10/11/2012 SALE	9127956M8	MATURED US TREASURY BILL	10/11/2012	1,000,000.00	100.0000	999,903.33
2011 CONSTRUCTION FUND	10/11/2012	10/11/2012 INCOME	9127956M8	CASH RECEIPT OF INTEREST US TREASURY BILL				96.67
2011 CONSTRUCTION FUND	10/18/2012	10/18/2012 SALE	9127955G2	MATURED US TREASURY BILL	10/18/2012	1,000,000.00	100.0000	999,089.32
2011 CONSTRUCTION FUND	10/18/2012	10/18/2012 INCOME	9127955G2	CASH RECEIPT OF INTEREST US TREASURY BILL				910.68
2011 CONSTRUCTION FUND	10/31/2012	10/31/2012 PURCHASE	9127955V9	PURCHASED US TREASURY BILL	01/10/2013	1,500,000.00	99.9842	(1,499,763.33)
2011 CONSTRUCTION FUND	10/31/2012	10/31/2012 PURCHASE	9127955Q0	PURCHASED US TREASURY BILL	12/13/2012	1,000,000.00	99.9881	(999,880.56)
2011 CONSTRUCTION FUND	12/13/2012	12/13/2012 SALE	9127955Q0	MATURED US TREASURY BILL	12/13/2012	2,000,000.00	100.0000	1,999,579.94
2011 CONSTRUCTION FUND	12/13/2012	12/13/2012 INCOME	9127955Q0	CASH RECEIPT OF INTEREST US TREASURY BILL				420.06
2011 CONSTRUCTION FUND	11/15/2012	11/15/2012 SALE	9127955L1	MATURED US TREASURY BILL	11/15/2012	2,000,000.00	100.0000	1,998,724.44
2011 CONSTRUCTION FUND	11/15/2012	11/15/2012 INCOME	9127955L1	CASH RECEIPT OF INTEREST US TREASURY BILL				1,275.56
2005 BOND FUND	10/22/2013	10/22/2013 PURCHASE	912795L9	PURCHASED US TREASURY BILL	03/14/2013	88,000.00	99.9501	(97,956.13)
2005 BOND FUND	11/20/2012	11/20/2012 PURCHASE	9127957L9	PURCHASED US TREASURY BILL	03/14/2013	88,000.00	99.9683	(87,972.13)
2005 BOND FUND	12/20/2012	12/20/2012 PURCHASE	9127957L9	PURCHASED US TREASURY BILL	03/14/2013	88,000.00	99.9918	(87,992.81)
2008 EFC BOND FUND	10/22/2012	10/22/2012 PURCHASE	912795Z61	PURCHASED US TREASURY BILL	03/28/2013	172,000.00	99.9411	(171,898.74)
2008 EFC BOND FUND	11/20/2012	11/20/2012 PURCHASE	912795Z61	PURCHASED US TREASURY BILL	03/28/2013	75,000.00	99.9598	(74,969.87)
2008 EFC BOND FUND	12/20/2012	12/20/2012 PURCHASE	912795Z61	PURCHASED US TREASURY BILL	03/28/2013	75,000.00	99.9888	(74,991.02)
2008 BOND RESERVE	10/31/2012	10/31/2012 PURCHASE	912795Z61	PURCHASED US TREASURY BILL	03/28/2013	1,319,000.00	99.9424	(1,318,240.84)
2009 EFC BOND FUND	10/31/2012	10/31/2012 PURCHASE	9127955Q0	PURCHASED US TREASURY BILL	12/13/2012	493,000.00	99.9869	(492,935.55)
2009 EFC BOND FUND	11/23/2012	11/23/2012 PURCHASE	9127955Q0	PURCHASED US TREASURY BILL	12/13/2012	130,000.00	99.9933	(129,991.33)
2009 EFC BOND FUND	12/13/2012	12/13/2012 SALE	9127955Q0	MATURED US TREASURY BILL	12/13/2012	783,000.00	100.0000	782,889.22
2009 EFC BOND FUND	12/13/2012	12/13/2012 INCOME	9127955Q0	CASH RECEIPT OF INTEREST US TREASURY BILL				110.78
2009 EFC BOND FUND	12/20/2012	12/20/2012 PURCHASE	912796AL3	PURCHASED US TREASURY BILL	06/13/2013	150,000.00	99.9538	(149,930.73)
2009 BOND RESERVE FUND	12/13/2012	12/13/2012 SALE	9127955Q0	MATURED US TREASURY BILL	12/13/2012	2,079,000.00	100.0000	2,077,594.51
2009 BOND RESERVE FUND	12/13/2012	12/13/2012 INCOME	9127955Q0	CASH RECEIPT OF INTEREST US TREASURY BILL				1,405.49
2010 BOND FUND	10/22/2012	10/22/2012 PURCHASE	9127957L9	PURCHASED US TREASURY BILL	03/14/2013	98,000.00	99.9501	(97,951.15)
2010 BOND FUND	11/20/2012	11/20/2012 PURCHASE	9127957L9	PURCHASED US TREASURY BILL	03/14/2013	98,000.00	99.9683	(97,968.97)
2010 BOND FUND	12/20/2012	12/20/2012 PURCHASE	9127957L9	PURCHASED US TREASURY BILL	03/14/2013	98,000.00	99.9918	(97,992.00)
2011 BOND FUND	10/22/2012	10/22/2012 PURCHASE	9127957L9	PURCHASED US TREASURY BILL	03/14/2013	113,000.00	99.9501	(112,943.66)
2011 BOND FUND	11/20/2012	11/20/2012 PURCHASE	9127957L9	PURCHASED US TREASURY BILL	03/14/2013	65,000.00	99.9683	(64,979.42)



Dermody, Burke & Brown, CPAs, LLC

**INDEPENDENT ACCOUNTANTS' REPORT ON
COMPLIANCE WITH SECTION 2925(3)(F) OF THE
NEW YORK STATE PUBLIC AUTHORITIES LAW**

**BOARD OF DIRECTORS
ONONDAGA COUNTY WATER AUTHORITY**

We have examined Onondaga County Water Authority's (the Authority) compliance with Section 2925(3)(f) of the New York State Public Authorities Law during the year ended December 31, 2012. Management is responsible for the Authority's compliance with those requirements. Our responsibility is to express an opinion on the Authority's compliance based on our examination.

Our examination was conducted in accordance with attestation standards established by the American Institute of Certified Public Accountants and the standards applicable to attestation engagements contained in *Government Auditing Standards* issued by the Comptroller General of the United States and, accordingly, included examining, on a test basis, evidence supporting the Authority's compliance with those requirements and performing such other procedures as we considered necessary in the circumstances. We believe that our examination provides a reasonable basis for our opinion. Our examination does not provide a legal determination on the Authority's compliance with specified requirements.

In our opinion, the Authority complied, in all material respects, with the aforementioned requirements during the year ended December 31, 2012.

This report is intended solely for the information and use of management, the Board of Directors, and the Office of the State Comptroller of the State of New York. It is not intended to be and should not be used by anyone other than these parties.

Dermody, Burke & Brown

DERMODY, BURKE & BROWN, CPAs, LLC

Syracuse, NY

March 22, 2013

443 North Franklin Street • Syracuse, NY 13204-1441 • (315) 471-9171 • Fax (315) 471-8555

1120 Corporate Drive • Auburn, NY 13021-1634 • (315) 253-6273 • Fax (315) 253-0890

4350 Middle Settlement Road • New Hartford, NY 13413-5328 • (315) 732-2991 • Fax (315) 732-0282

<http://www.dbbllc.com>